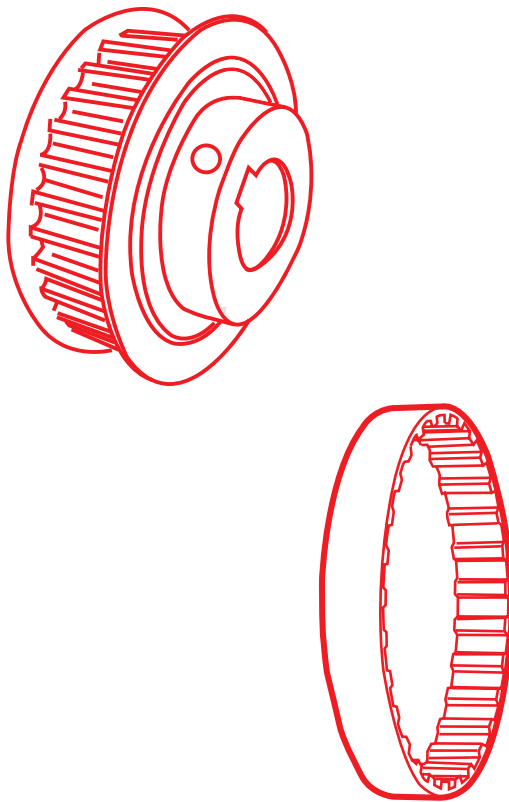


時規皮帶輪・時規皮帶

Timing pulleys · Timing belts

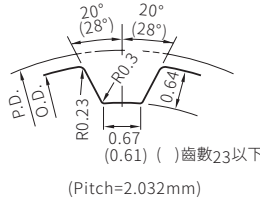


RoHS



| Type | 皮帶寬度 | | | | 材質 | | 處理 | 附屬品 固定螺絲材質 |
|------|-----------------|-----------------|-----------------|------------------|-------|------|------|----------------|
| | 4.8mm MXL019 | 6.4mm MXL025 | 9.5mm MXL037 | 12.7mm MXL050 | 皮帶輪 | 法蘭 | | |
| WBS | ○ | ○ | ○ | ○ | 鋁合金 | 鋁合金 | 白陽極 | SUS304 |
| TBS | ○ | ○ | ○ | ○ | | | 黑陽極 | |
| FBS | ○ | ○ | ○ | ○ | | | 硬陽極 | |
| MBS | ○ | ○ | ○ | ○ | | | 無電解鍍 | |
| NBS | - | ○ | ○ | - | | | - | |
| NBST | - | ○ | ○ | - | ≈S45C | SPCC | 染黑 | SCM435 (染黑) |
| NBSS | - | ○ | ○ | - | | | 無電解鍍 | |

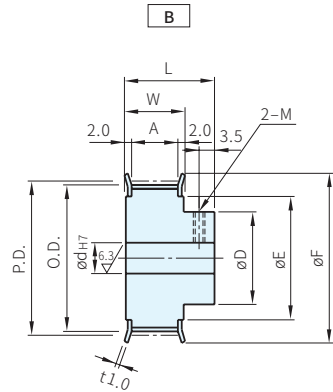
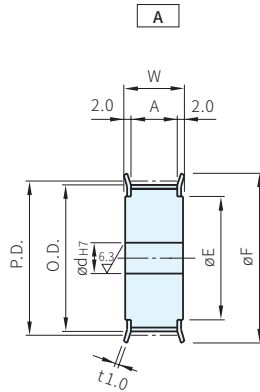
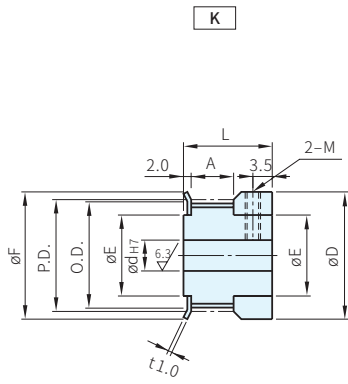
齒形(ISO標準)



攻牙孔尺寸表

(軸孔:P·N)

| dH7 軸孔內徑 | M 粗螺紋 | 附屬品 固定螺絲 |
|-------------|----------|-------------|
| 3~5 | M3 | M3 |
| 6~18 | M4 | M4 |
| 19~22 | M5 | M5 |



齒數

| mm | 齒數 | | | | | | | | | | | | | | | | | | | | | | | | |
|------|------|------|-------|-------|-------|-------|-------|-------|-------|-------|-------|-------|-------|-------|-------|-------|-------|-------|-------|-------|-------|-------|-------|-------|-------|
| | 14 | 15 | 16 | 18 | 19 | 20 | 21 | 22 | 23 | 24 | 25 | 26 | 27 | 28 | 30 | 32 | 34 | 36 | 38 | 40 | 42 | 44 | 46 | 48 | 50 |
| P.D. | 9.06 | 9.70 | 10.35 | 11.64 | 12.29 | 12.94 | 13.58 | 14.23 | 14.88 | 15.52 | 16.17 | 16.82 | 17.46 | 18.11 | 19.40 | 20.70 | 21.99 | 23.29 | 24.58 | 25.87 | 27.17 | 28.46 | 29.75 | 31.05 | 32.34 |
| O.D. | 8.55 | 9.19 | 9.84 | 11.14 | 11.78 | 12.43 | 13.07 | 13.72 | 14.37 | 15.02 | 15.66 | 16.31 | 16.96 | 17.60 | 18.90 | 20.19 | 21.48 | 22.78 | 24.07 | 25.36 | 26.66 | 27.95 | 29.24 | 30.54 | 31.84 |
| D | 12 | 12 | 14 | 14 | 14 | 9 | 9 | 9 | 11 | 11 | 11 | 12 | 12 | 12 | 14 | 14 | 14 | 16 | 16 | 18 | 18 | 20 | 20 | 22 | 22 |
| F | 12 | 12 | 14 | 14 | 14 | 18 | 18 | 18 | 20 | 20 | 20 | 22 | 22 | 22 | 25 | 25 | 25 | 28 | 28 | 30 | 30 | 32 | 32 | 35 | 35 |
| E | 6 | 6 | 8 | 8 | 8 | 11 | 11 | 11 | 13 | 13 | 13 | 14 | 14 | 14 | 16 | 16 | 16 | 18 | 18 | 20 | 20 | 23 | 23 | 25 | 25 |

Wa 注意

· 軸孔規格為P、N時，附攻牙孔和固定螺絲

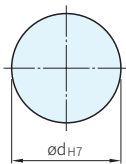
軸孔規格

- 請從下表選出軸孔規格符號與各尺寸
- 軸孔內有可能沒有做表面處理

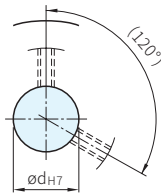
皮帶寬度

| mm | No. | | | |
|----|--------|--------|--------|--------|
| | MXL019 | MXL025 | MXL037 | MXL050 |
| A | 6.0 | 7.5 | 11.0 | 14.0 |
| W | 10.0 | 11.5 | 15.0 | 18.0 |
| L | 16.5 | 18.0 | 22.0 | 25.0 |

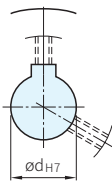
H 圓孔



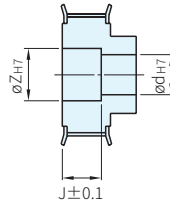
P 圓孔+攻牙



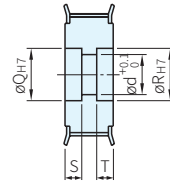
N JIS鍵槽孔+攻牙



V 軸頸孔

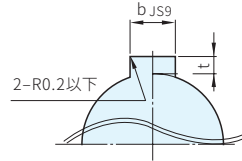


Y 兩端軸頸孔



鍵槽尺寸表

| 軸孔 | | | 鍵槽 | | | |
|----|-------|-------------|----|---------|-----|-----------|
| 規格 | 軸孔 | 公差 | b | js9 | t | 公差 |
| N | 8 | +0.015 0 | 3 | ±0.0125 | 1.4 | +0.1 0 |
| N | 10 | +0.018 0 | 4 | ±0.0150 | 1.8 | |
| N | 11~12 | | 5 | | 2.3 | |
| N | 13~17 | | 6 | | 2.8 | |
| N | 18 | +0.021 0 | 6 | ±0.0150 | 3.3 | +0.2 0 |
| N | 19~22 | | 8 | | | |
| N | 23~30 | +0.025 0 | 10 | ±0.0180 | 3.3 | |



| 型 式 | | | 皮帶輪 形狀 | 皮帶輪形狀 | | | | | | | | | | | | | | |
|--------------------------|------|-----------------|-----------|-----------------|------|------|-----------------|------|------|-------------------|------|------|------|------|------|-----------------|---|---|
| | | | | A (~)指定單位1mm | | | | | | B·K (~)指定單位1mm | | | | | | | | |
| Type | 齒數 | 皮帶 寬度 No. | H | N | V | | Y | | | H | P | N | V | | | | | |
| | | | d | d | d | Z | J 0.1mm | Y | Q·R | S·T 0.1mm | d | d | d | d | Z | J 0.1mm | | |
| WBS TBS FBS MBS | 14 | MXL019 | A | 3·4 | - | - | - | - | - | - | 3·4 | 3·4 | - | - | - | - | | |
| | 15 | | | 3·4 | - | - | - | - | - | - | - | 3·4 | 3·4 | - | - | - | - | |
| | 16 | | K | 3-5 | - | 3 | 5 | - | 3 | 5 | - | 3-5 | 3-5 | - | - | - | - | |
| | 18 | | | 3-5 | - | 3 | 5 | - | 3 | 5 | - | 3-5 | 3-5 | - | - | - | - | |
| | 19 | | 3-5 | - | 3 | 5 | - | 3 | 5 | - | 3-5 | 3-5 | - | - | - | - | - | |
| | 20 | | A | 3-5 | - | 3-5 | 5-7 | - | 3-5 | 5-7 | - | 3-6 | 3-5 | - | 3-4 | 5-6 | - | - |
| | 21 | | | 3-7 | - | 3-5 | 5-7 | - | 3-5 | 5-7 | - | 3-6 | 3-5 | - | 3-4 | 5-6 | - | - |
| | 22 | | | 3-7 | - | 3-5 | 5-7 | - | 3-5 | 5-7 | - | 3-6 | 3-5 | - | 3-4 | 5-6 | - | - |
| | 23 | | | 3-9 | - | 3-7 | 5-9 | - | 3-7 | 5-9 | - | 3-7 | 3-7 | - | 3-5 | 5-7 | - | - |
| | 24 | | | 3-9 | - | 3-7 | 5-9 | - | 3-7 | 5-9 | - | 3-7 | 3-8 | - | 3-5 | 5-7 | - | - |
| 25 | 3-9 | - | | 3-7 | 5-9 | - | 3-7 | 5-9 | - | 3-7 | 3-8 | - | 3-5 | 5-7 | - | - | | |
| 26 | B | 3-10 | | - | 3-8 | 5-10 | - | 3-8 | 5-10 | - | 3-8 | 3-9 | - | 3-6 | 5-8 | - | - | |
| 27 | | 4-10 | | - | 4-8 | 6-10 | - | 4-8 | 6-10 | - | 4-8 | 4-9 | - | 4-6 | 6-8 | - | - | |
| 28 | | 4-10 | | - | 4-8 | 6-10 | 2.0 ≤ J ≤ W-2.0 | 4-8 | 6-10 | 3-7 | 4-8 | 4-9 | - | 4-6 | 6-8 | - | - | |
| 30 | | 4-12 | | 8 | 4-10 | 6-12 | - | 4-10 | 6-12 | S+T ≤ W-3 | 4-10 | 4-9 | - | 4-8 | 6-10 | 2.0 ≤ J ≤ L-2.0 | - | |
| 32 | | 4-12 | 8 | 4-10 | 6-12 | - | 4-10 | 6-12 | - | 4-10 | 4-9 | - | 4-8 | 6-10 | - | - | | |
| 34 | | 4-12 | 8 | 4-10 | 6-12 | - | 4-10 | 6-12 | - | 4-10 | 4-9 | - | 4-8 | 6-10 | - | - | | |
| 36 | | 5-14 | 8~11 | 5-12 | 7-14 | - | 5-12 | 7-14 | - | 5-12 | 5-10 | 8 | 5-10 | 7-12 | - | - | | |
| 38 | | 5-14 | 8-12 | 5-12 | 7-14 | - | 5-12 | 7-14 | - | 5-12 | 5-10 | 8 | 5-10 | 7-12 | - | - | | |
| 40 | | 5-16 | 8~13 | 5-14 | 7-16 | - | 5-14 | 7-16 | - | 5-14 | 5-10 | 8~11 | 5-12 | 7-14 | - | - | | |
| 42 | | 5-16 | 8-13 | 5-14 | 7-16 | - | 5-14 | 7-16 | - | 5-14 | 5-10 | 8~11 | 5-12 | 7-14 | - | - | | |
| 44 | 5-19 | 8-16 | 5-17 | 7-19 | - | 5-17 | 7-19 | - | 5-17 | 7-19 | - | 5-16 | 5-14 | 7-16 | - | - | | |
| 46 | 5-19 | 8-16 | 5-17 | 7-19 | - | 5-17 | 7-19 | - | 5-17 | 7-19 | - | 5-16 | 5-14 | 7-16 | - | - | | |
| 48 | 5-21 | 8-17 | 5-19 | 7-21 | - | 5-19 | 7-21 | - | 5-19 | 7-21 | - | 5-18 | 5-16 | 7-18 | - | - | | |
| 50 | 5-21 | 8-17 | 5-19 | 7-21 | - | 5-19 | 7-21 | - | 5-19 | 7-21 | - | 5-18 | 5-16 | 7-18 | - | - | | |

訂貨： - - - - - - - - 交期： 天

(軸孔規格:H·P·N) WBS40MXL025 - B - N10

(軸孔規格:V) WBS60MXL037 - B - V8 - Z14 - J13.0

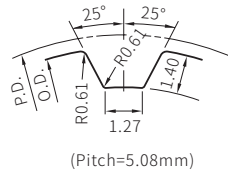
(軸孔規格:Y) WBS48MXL050 - A - Y8 - Q15 - R15 - S6 - T4

RoHS



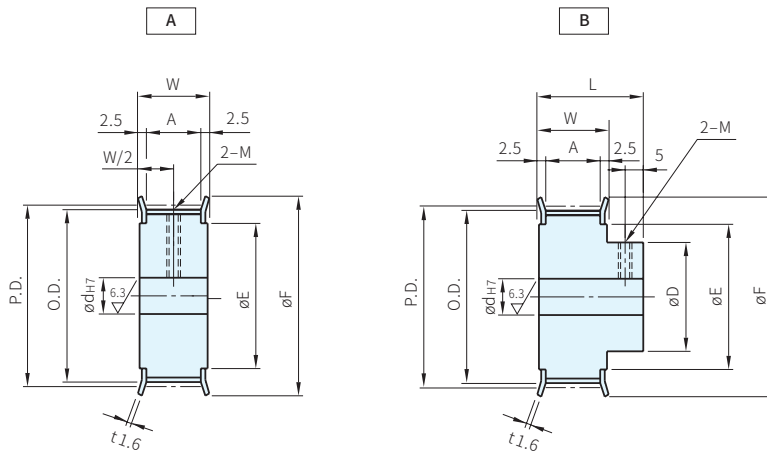
| Type | 皮帶寬度 | | | | 材質 | | 處理 | 附屬品 固定螺絲材質 |
|------|----------------|----------------|----------------|-----------------|-------|------|------|----------------|
| | 6.4mm XL025 | 7.9mm XL031 | 9.5mm XL037 | 12.7mm XL050 | 皮帶輪 | 法蘭 | | |
| WBS | ○ | ○ | ○ | ○ | 鋁合金 | 鋁合金 | 白陽極 | SUS304 |
| TBS | ○ | ○ | ○ | ○ | | | 黑陽極 | |
| FBS | ○ | ○ | ○ | ○ | | | 硬陽極 | |
| MBS | ○ | ○ | ○ | ○ | | | 無電解鍍 | |
| NBS | ○ | - | ○ | ○ | ≈S45C | SPCC | - | SCM435 (染黑) |
| NBST | ○ | - | ○ | ○ | | | 染黑 | |
| NBSS | ○ | - | ○ | ○ | | | 無電解鍍 | |

齒形(ISO標準)



攻牙孔尺寸表
(軸孔:P·N)

| dH7 軸孔內徑 | M 粗螺紋 | 附屬品 固定螺絲 |
|-------------|----------|-------------|
| 4 | M3 | M3 |
| 5~12 | M4 | M4 |
| 13~17 | M5 | M5 |
| 18~35 | M6 | M6 |



齒數

| mm | 齒數 | | | | | | | | | | | | | | | | | | | | | | | | | |
|------|-------|-------|-------|-------|-------|-------|-------|-------|-------|-------|-------|-------|-------|-------|-------|-------|-------|-------|-------|-------|-------|-------|-------|-------|-------|-------|
| | 10 | 11 | 12 | 14 | 15 | 16 | 18 | 19 | 20 | 21 | 22 | 24 | 25 | 26 | 28 | 30 | 32 | 34 | 36 | 38 | 40 | 42 | 44 | 46 | 48 | 50 |
| P.D. | 16.17 | 17.79 | 19.40 | 22.64 | 24.26 | 25.87 | 29.11 | 30.72 | 32.34 | 33.96 | 35.57 | 38.81 | 40.43 | 42.01 | 45.28 | 48.51 | 51.74 | 54.98 | 58.21 | 61.45 | 64.68 | 67.91 | 71.15 | 74.38 | 77.62 | 80.85 |
| O.D. | 15.66 | 17.28 | 18.90 | 22.13 | 23.75 | 25.36 | 28.60 | 30.22 | 31.83 | 33.45 | 35.07 | 38.30 | 39.92 | 41.53 | 44.77 | 48.00 | 51.24 | 54.47 | 57.70 | 60.94 | 64.17 | 67.41 | 70.64 | 73.87 | 77.11 | 80.34 |
| D | 10 | 10 | 12 | 15 | 17 | 17 | 21 | 21 | 24 | 24 | 26 | 26 | 30 | 30 | 35 | 35 | 40 | 40 | 40 | 40 | 40 | 40 | 40 | 40 | 40 | 40 |
| F | 24 | 24 | 25 | 28 | 32 | 32 | 36 | 36 | 40 | 40 | 45 | 45 | 48 | 48 | 55 | 55 | 61 | 61 | 67 | 67 | 74 | 74 | 80 | 80 | 87 | 87 |
| E | 12 | 12 | 15 | 18 | 20 | 20 | 24 | 24 | 27 | 27 | 30 | 30 | 35 | 35 | 40 | 40 | 45 | 45 | 50 | 50 | 58 | 58 | 60 | 60 | 67 | 67 |

Wa 注意

· 軸孔規格為P、N時，附攻牙孔和固定螺絲

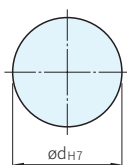
軸孔規格

· 請從下表選出軸孔規格符號與各尺寸
· 軸孔內有可能沒有做表面處理

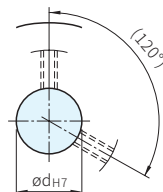
皮帶寬度

| mm | No. | | | |
|----|-------|-------|-------|-------|
| | XL025 | XL031 | XL037 | XL050 |
| A | 7.5 | 9.0 | 11.0 | 14.0 |
| W | 12.5 | 14.0 | 16.0 | 19.0 |
| L | 21.0 | 23.0 | 25.0 | 28.0 |

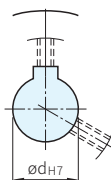
H 圓孔



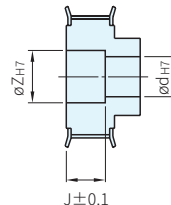
P 圓孔+攻牙



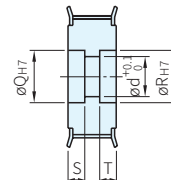
N JIS鍵槽孔+攻牙



V 軸頸孔

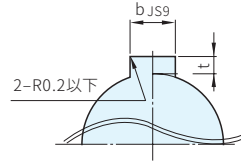


Y 兩端軸頸孔



鍵槽尺寸表

| 軸孔 | | | 鍵槽 | | | |
|----|-------|-------------|----|---------|-----------|-----------|
| 規格 | 軸孔 | 公差 | b | js9 | t | 公差 |
| N | 8 | +0.015 0 | 3 | ±0.0125 | 1.4 | +0.1 0 |
| N | 10 | +0.018 0 | 4 | ±0.0150 | 1.8 | |
| N | 11~12 | | 5 | | 2.3 | |
| N | 13~17 | | 6 | | 2.8 | |
| N | 18 | +0.021 0 | 6 | ±0.0150 | +0.2 0 | |
| N | 19~22 | +0.025 0 | 8 | ±0.0180 | | 3.3 |
| N | 23~30 | | 10 | | | |



| 型式 | | 皮帶輪 形狀 | 皮帶輪形狀 | | | | | | | | | | | | | | |
|--------------------------|----|-----------|------------|-------|-------|-------|-------|-------|-------|------------|-------|-------|-------|-------|-------|-----------------|-------|
| Type | 齒數 | | A | | | | | | | B | | | | | | | |
| | | | (~)指定單位1mm | | | | | | | (~)指定單位1mm | | | | | | | |
| | | H | P | N | V | | Y | | S·T | H | P | N | V | | J | | |
| | | d | d | d | d | Z | J | Y | Q·R | S·T | d | d | d | d | Z | J | |
| | | | | | | | 0.1mm | | | 0.1mm | | | | | | 0.1mm | |
| WBS TBS FBS MBS | 10 | XL025 | A | 4-8 | - | - | 4-6 | 6-8 | 4-6 | 6-8 | 4-6 | 4-6 | - | 4 | 6 | 2.0 ≤ J ≤ W-2.0 | |
| | 11 | | | 4-8 | - | - | 4-6 | 6-8 | 4-6 | 6-8 | 4-6 | 4-6 | - | 4 | 6 | | |
| | 12 | | | 4~11 | 4-8 | - | 4-9 | 6~11 | 4-9 | 6~11 | 4-9 | 4-6 | - | 4-6 | 6-8 | | |
| | 14 | | | 5-14 | 5~11 | 8 | 5-12 | 7-14 | 5-12 | 7-14 | 5-12 | 5-8 | 8 | 5-9 | 7-11 | | |
| | 15 | | | 5-16 | 5-12 | 8·10 | 5-14 | 7-16 | 5-14 | 7-16 | 5-14 | 5-10 | 8·10 | 5-11 | 7-13 | | |
| | 16 | | | 5-16 | 5-13 | 8-13 | 5-14 | 7-16 | 5-14 | 7-16 | 5-14 | 5-10 | 8·10 | 5-11 | 7-13 | | |
| | 18 | | | 6-20 | 6-16 | 8-15 | 6-18 | 8-20 | 6-18 | 8-20 | 6-18 | 6-17 | 5-13 | 8-13 | 6-15 | | 8-17 |
| | 19 | | | 6-20 | 6-16 | 8-15 | 6-18 | 8-20 | 6-18 | 8-20 | 6-18 | 6-17 | 6-15 | 8-13 | 6-15 | | 8-17 |
| | 20 | | | 8-23 | 8-18 | 8-16 | 8-21 | 10-23 | 8-21 | 10-23 | 8-21 | 8-20 | 8-16 | 8-15 | 8-18 | | 10-20 |
| | 21 | | | 8-23 | 8-18 | 8-18 | 8-21 | 10-23 | 8-21 | 10-23 | 8-21 | 8-20 | 8-16 | 8-16 | 8-18 | | 10-20 |
| NBS NBST NBSS | 22 | XL031 | A | 8-26 | 8-22 | 8-20 | 8-24 | 10-26 | 8-24 | 10-26 | 8-24 | 8-17 | 8-16 | 8-20 | 10-23 | 2.0 ≤ J ≤ L-2.0 | |
| | 24 | | | 8-26 | 8-22 | 8-22 | 8-24 | 10-26 | 8-24 | 10-26 | 8-22 | 8-17 | 8-16 | 8-20 | 10-23 | | |
| | 25 | | | 8-31 | 8-25 | 8-22 | 8-29 | 10-31 | 8-29 | 10-31 | 8-26 | 8-20 | 8-19 | 8-24 | 10-26 | | |
| | 26 | | | 8-31 | 8-25 | 8-23 | 8-29 | 10-31 | 8-29 | 10-31 | 8-26 | 8-20 | 8-20 | 8-24 | 10-26 | | |
| | 28 | | | 8-36 | 8-31 | 8-25 | 8-34 | 10-36 | 8-34 | 10-36 | 8-31 | 8-25 | 8-20 | 8-29 | 10-31 | | |
| | 30 | | | 10-36 | 10-31 | 10-30 | 10-34 | 12-36 | 10-34 | 12-36 | 8-31 | 8-25 | 8-20 | 8-29 | 10-31 | | |
| | 32 | | | 10-41 | 10-35 | 10-32 | 10-39 | 12-41 | 10-39 | 12-41 | 10-36 | 10-30 | 10-25 | 10-34 | 12-36 | | |
| | 34 | | | 10-41 | 10-35 | 10-32 | 10-39 | 12-41 | 10-39 | 12-41 | 10-36 | 10-30 | 10-25 | 10-34 | 12-36 | | |
| | 36 | | | 10-46 | 10-35 | 10-35 | 10-44 | 12-46 | 10-44 | 12-46 | 10-36 | 10-30 | 10-25 | 10-34 | 12-36 | | |
| | 38 | | | 10-46 | 10-35 | 10-35 | 10-44 | 12-46 | 10-44 | 12-46 | 10-36 | 10-30 | 10-25 | 10-34 | 12-36 | | |
| | 40 | XL050 | B | 10-54 | 10-35 | 10-35 | 10-52 | 12-54 | 10-52 | 12-54 | 10-52 | 12-54 | 10-36 | 10-30 | 10-25 | 10-34 | 12-36 |
| | 42 | | | 10-54 | 10-35 | 10-35 | 10-52 | 12-54 | 10-52 | 12-54 | 10-36 | 10-30 | 10-25 | 10-34 | 12-36 | | |
| | 44 | | | 10-56 | 10-35 | 10-35 | 10-54 | 12-56 | 10-54 | 12-56 | 10-36 | 10-30 | 10-25 | 10-34 | 12-36 | | |
| | 46 | | | 10-56 | 10-35 | 10-35 | 10-54 | 12-56 | 10-54 | 12-56 | 10-36 | 10-30 | 10-25 | 10-34 | 12-36 | | |
| | 48 | | | 10-63 | 10-35 | 10-35 | 10-61 | 12-63 | 10-61 | 12-63 | 10-36 | 10-30 | 10-25 | 10-34 | 12-36 | | |
| | 50 | | | 10-63 | 10-35 | 10-35 | 10-61 | 12-63 | 10-61 | 12-63 | 10-36 | 10-30 | 10-25 | 10-34 | 12-36 | | |

訂貨： 型式 - 皮帶輪形狀 - 軸孔規格·內徑 - Z - J - Q - R - S - T 交期： 12 天

(軸孔規格:H·P·N) WBS26XL037 - B - N10

(軸孔規格:V) WBS60XL050 - A - V20 - Z28 - J16.6

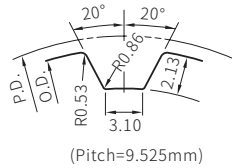
(軸孔規格:Y) WBS38XL050 - A - Y16 - Q30 - R30 - S6 - T6

RoHS



| Type | 皮帶寬度 | | | | 材質 | | 處理 | 附屬品 固定螺絲材質 |
|------|----------------|----------------|----------------|----------------|-------|------|------|----------------|
| | 12.7mm L050 | 19.1mm L075 | 25.4mm L100 | 38.1mm L150 | 皮帶輪 | 法蘭 | | |
| WBSW | ○ | ○ | ○ | ○ | 鋁合金 | 鋁合金 | 白陽極 | SUS304 |
| WBST | ○ | ○ | ○ | ○ | | | 黑陽極 | |
| WBSF | ○ | ○ | ○ | ○ | | | 硬陽極 | |
| WBSM | ○ | ○ | ○ | ○ | | | 無電解鍍 | |
| WBSB | ○ | ○ | ○ | ○ | ≈S45C | SPCC | - | SCM435 (染黑) |
| WBS | ○ | ○ | ○ | ○ | | | 染黑 | |
| WBS5 | ○ | ○ | ○ | ○ | | | 無電解鍍 | |

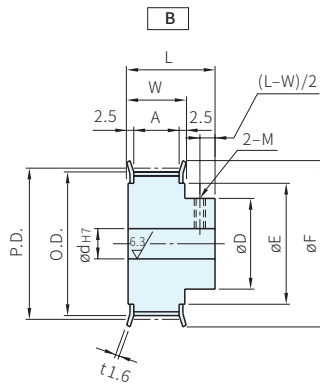
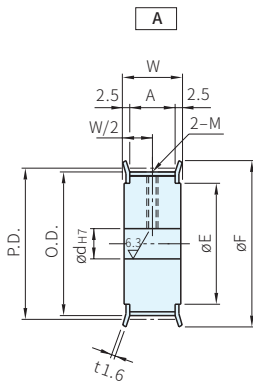
齒形(ISO標準)



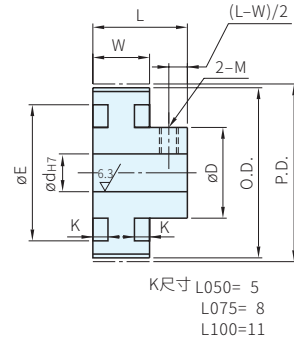
攻牙孔尺寸表

(軸孔:P·N)

| dH7 軸孔內徑 | M 粗螺紋 | 附屬品 固定螺絲 |
|-------------|----------|-------------|
| 6~12 | M4 | M4 |
| 13~17 | M5 | M5 |
| 18~30 | M6 | M6 |
| 31~45 | M8 | M8 |
| 46~70 | M10 | M10 |



D 無L150規格



齒數

| mm | 齒數 | | | | | | | | | | | | | | | | | | | | | | | | |
|------|-------|-------|-------|-------|-------|-------|-------|-------|-------|-------|-------|-------|-------|-------|-------|-------|--------|--------|--------|--------|--------|--------|--------|--------|--------|
| | 10 | 12 | 14 | 15 | 16 | 18 | 19 | 20 | 21 | 22 | 24 | 25 | 26 | 28 | 30 | 32 | 34 | 36 | 38 | 40 | 42 | 44 | 46 | 48 | 50 |
| P.D. | 30.32 | 36.38 | 42.45 | 45.48 | 48.51 | 54.57 | 57.61 | 60.64 | 63.67 | 66.70 | 72.77 | 75.80 | 78.83 | 84.89 | 90.96 | 97.02 | 103.08 | 109.15 | 115.21 | 121.28 | 127.34 | 133.40 | 139.47 | 145.53 | 151.60 |
| O.D. | 29.56 | 35.62 | 41.68 | 44.72 | 47.75 | 53.81 | 56.84 | 59.88 | 62.91 | 65.94 | 72.00 | 75.04 | 78.07 | 84.13 | 90.20 | 96.26 | 102.32 | 108.39 | 114.45 | 120.51 | 126.58 | 132.64 | 138.71 | 144.77 | 150.83 |
| D | 22 | 27 | 30 | 30 | 32 | 36 | 38 | 40 | 42 | 45 | 50 | 50 | 50 | 50 | 56 | 63 | 63 | 63 | 63 | 71 | 71 | 71 | 71 | 71 | 71 |
| F | 36 | 45 | 48 | 48 | 55 | 61 | 67 | 70 | 80 | 87 | 87 | 87 | 95 | 99 | 104 | 111 | 123 | 127 | 131 | 135 | 140 | 144 | 152 | 160 | 160 |
| E | 24 | 30 | 35 | 35 | 40 | 45 | 50 | 50 | 56 | 60 | 67 | 67 | 67 | 75 | 80 | 84 | 90 | 102 | 105 | 110 | 115 | 120 | 125 | 130 | 140 |

Wa. 注意

· 軸孔規格為P、N時，附攻牙孔和固定螺絲

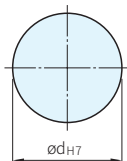
軸孔規格

· 請從下表選出軸孔規格符號與各尺寸
· 軸孔內有可能沒有做表面處理

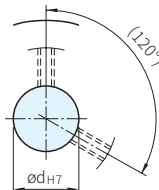
皮帶寬度

| mm | No. | | | |
|----|------|------|------|------|
| | L050 | L075 | L100 | L150 |
| A | 14 | 21 | 27 | 40 |
| W | 19 | 26 | 32 | 45 |
| L | 31 | 38 | 44 | 57 |

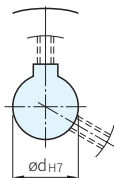
H 圓孔



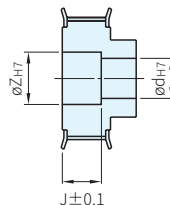
P 圓孔+攻牙



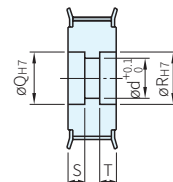
N JIS鍵槽孔+攻牙



V 軸頸孔

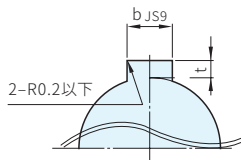


Y 兩端軸頸孔



鍵槽尺寸表

| 軸孔 | | | 鍵槽 | | | |
|----|-------|-------------|----|---------|-----|-----------|
| 規格 | 軸孔 | 公差 | b | js9 | t | 公差 |
| N | 8 | +0.015 0 | 3 | ±0.0125 | 1.4 | +0.1 0 |
| N | 10 | +0.018 0 | 4 | ±0.0150 | 1.8 | |
| N | 11~12 | | 5 | | 2.3 | |
| N | 13~17 | | 6 | | 2.8 | |
| N | 18 | +0.021 0 | 6 | ±0.0150 | 3.3 | |
| N | 19~22 | | 8 | | | |
| N | 23~30 | +0.025 0 | 10 | ±0.0180 | 3.3 | |



| 型式 | | | 皮帶輪 形狀 | 皮帶輪形狀 | | | | | | | | | | | | | |
|------------------------------|-------|-----------------|-----------|------------|-------|-------|-------------|------------|-------|-----------------|--------------|-------|-------|-------|-------|-------------|------------|
| | | | | A | | | | | | B·D | | | | | | | |
| | | | | (~)指定單位1mm | | | | | | (~)指定單位1mm | | | | | | | |
| Type | 齒數 | 皮帶 寬度 No. | H | P | N | V | | | Y | | | H | P | N | V | | |
| | | | d | d | d | d | Z | J 0.1mm | Y | Q·R | S·T 0.1mm | d | d | d | d | Z | J 0.1mm |
| WBSW WBST WBSF WBSM | 10 | L050 | A | 6~20 | 6~14 | 8~14 | 6~18 | 8~20 | | 6~18 | 8~20 | | 6~18 | 6~14 | 8~14 | 6~16 | 8~18 |
| | 12 | L050·L075 | | 8~26 | 8~18 | 8~18 | 8~24 | 10~26 | | 8~24 | 10~26 | | 8~23 | 8~18 | 8~18 | 8~21 | 10~23 |
| | 14 | L050 | | 8~31 | 8~23 | 8~21 | 8~29 | 10~31 | | 8~29 | 10~31 | | 8~26 | 8~20 | 8~20 | 8~24 | 10~26 |
| | 15 | | | 8~31 | 8~23 | 8~23 | 8~29 | 10~31 | | 8~29 | 10~31 | | 8~26 | 8~20 | 8~20 | 8~24 | 10~26 |
| | 16 | | | 10~36 | 10~28 | 10~23 | 10~34 | 12~36 | | 10~34 | 12~36 | | 10~28 | 10~22 | 10~22 | 10~26 | 12~28 |
| | 18 | | | 10~41 | 10~33 | 10~34 | 10~39 | 12~41 | | 10~39 | 12~41 | | 10~32 | 10~26 | 10~23 | 10~30 | 12~32 |
| | 19 | | | 12~46 | 12~34 | 12~35 | 12~44 | 14~46 | | 12~44 | 14~46 | | 12~34 | 12~28 | 12~25 | 12~32 | 14~34 |
| | 20 | | | 12~46 | 12~34 | 12~35 | 12~44 | 14~46 | | 12~44 | 14~46 | | 12~36 | 12~30 | 12~26 | 12~34 | 14~36 |
| | 21 | | | 12~52 | 12~40 | 12~37 | 12~50 | 14~52 | | 12~50 | 14~52 | | 12~38 | 12~30 | 12~26 | 12~36 | 14~38 |
| | 22 | | | 12~53 | 12~44 | 12~38 | 12~51 | 14~53 | | 12~51 | 14~53 | | 12~41 | 12~33 | 12~30 | 12~39 | 14~41 |
| 24 | L075 | B | 12~63 | 12~49 | 12~44 | 12~61 | 14~63 | | 12~61 | 14~63 | | 12~46 | 12~38 | 12~30 | 12~44 | 14~46 | |
| 25 | L100 | | 12~63 | 12~49 | 12~45 | 12~61 | 14~63 | | 12~61 | 14~63 | | 12~46 | 12~38 | 12~30 | 12~44 | 14~46 | |
| 26 | | 12~63 | 12~49 | 12~45 | 12~61 | 14~63 | 3.0≤J≤W-3.0 | 12~61 | 14~63 | 3~21 S+T≤W-3 | 12~46 | 12~38 | 12~30 | 12~44 | 14~46 | 3.0≤J≤L-3.0 | |
| 28 | | D | 12~71 | 12~57 | 12~50 | 12~69 | 14~71 | | 12~69 | 14~71 | | 12~46 | 12~38 | 12~30 | 12~44 | 14~46 | |
| 30 | | | 12~72 | 12~62 | 12~55 | 12~70 | 14~72 | | 12~70 | 14~72 | | 12~52 | 12~42 | 12~34 | 12~50 | 14~52 | |
| 32 | | L150 | 14~76 | 14~65 | 14~55 | 14~74 | 16~76 | | 14~74 | 16~76 | | 12~52 | 14~42 | 14~34 | 14~50 | 16~52 | |
| 33 | | | 14~83 | 14~70 | 14~55 | 14~81 | 16~83 | | 14~81 | 16~83 | | 14~59 | 14~49 | 14~41 | 14~57 | 16~59 | |
| 34 | | | 14~85 | 14~70 | 14~55 | 14~83 | 16~94 | | 14~83 | 16~85 | | 14~59 | 14~49 | 14~41 | 14~57 | 16~59 | |
| 36 | | | 15~85 | 15~70 | 15~55 | 15~83 | 17~95 | | 15~83 | 17~85 | | 15~59 | 15~49 | 15~41 | 15~57 | 17~59 | |
| 38 | | | 15~85 | 15~70 | 15~55 | 15~83 | 17~95 | | 15~83 | 17~85 | | 15~59 | 15~49 | 15~41 | 15~57 | 17~59 | |
| 40 | | | 16~85 | 16~70 | 16~55 | 16~83 | 18~95 | | 16~83 | 18~85 | | 16~67 | 16~57 | 16~49 | 16~65 | 18~67 | |
| 42 | 16~85 | | 16~70 | 16~55 | 16~83 | 18~95 | | 16~83 | 18~85 | | 16~67 | 16~57 | 16~49 | 16~65 | 18~67 | | |
| 44 | 16~85 | | 16~70 | 16~55 | 16~83 | 18~95 | | 16~83 | 18~85 | | 16~67 | 16~57 | 16~49 | 16~65 | 18~67 | | |
| 46 | 16~85 | 16~70 | 16~55 | 16~83 | 18~95 | | 16~83 | 18~85 | | 16~67 | 16~57 | 16~49 | 16~65 | 18~67 | | | |
| 48 | 16~85 | 16~70 | 16~55 | 16~83 | 18~95 | | 16~83 | 18~85 | | 16~67 | 16~57 | 16~49 | 16~65 | 18~67 | | | |
| 50 | 16~85 | 16~70 | 16~55 | 16~83 | 18~95 | | 16~83 | 18~85 | | 16~67 | 16~57 | 16~49 | 16~65 | 18~67 | | | |

訂貨： 型式 - 皮帶輪形狀 - 軸孔規格·內徑 - Z - J - Q - R - S - T 交期： 12 天

(軸孔規格: H·P·N) WBS16L075 - A - N12

(軸孔規格: V) WBS36L100 - A - V15 - Z29 - J18.0

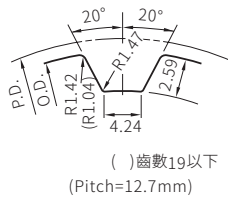
(軸孔規格: Y) WBS48L150 - A - Y26 - Q42 - R42 - S10 - T10

RoHS



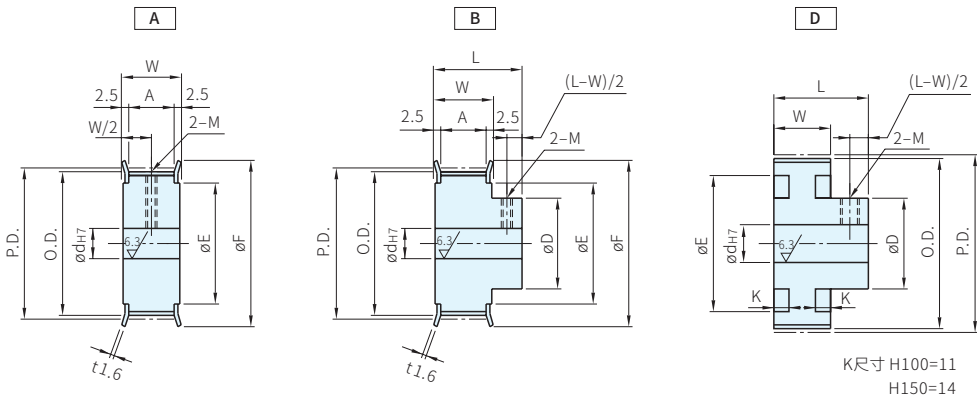
| Type | 皮帶寬度 | | | | | 材質 | | 處理 | 附屬品 固定螺絲材質 |
|------|----------------|----------------|----------------|----------------|----------------|-------|------|------|----------------|
| | 19.1mm H075 | 25.4mm H100 | 38.1mm H150 | 50.8mm H200 | 76.2mm H300 | 皮帶輪 | 法蘭 | | |
| WBSW | ○ | ○ | ○ | ○ | ○ | 鋁合金 | 鋁合金 | 白陽極 | SUS304 |
| WBST | ○ | ○ | ○ | ○ | ○ | | | | |
| WBSF | ○ | ○ | ○ | ○ | ○ | | | | |
| WBSM | ○ | ○ | ○ | ○ | ○ | | | | |
| WBSB | ○ | ○ | ○ | ○ | ○ | | | | |
| WBS | ○ | ○ | ○ | ○ | ○ | ≈S45C | SPCC | - | SCM435 (染黑) |
| WBSS | ○ | ○ | ○ | ○ | ○ | | | 無電解鍍 | |

齒形(ISO標準)



攻牙孔尺寸表
(軸孔:P·N)

| dH7 軸孔內徑 | M 粗螺紋 | 附屬品 固定螺絲 |
|-------------|----------|-------------|
| 12 | M4 | M4 |
| 13~17 | M5 | M5 |
| 18~30 | M6 | M6 |
| 31~46 | M8 | M8 |
| 47~70 | M10 | M10 |



齒數

| mm | 14 | 15 | 16 | 18 | 19 | 20 | 21 | 22 | 24 | 25 | 26 | 28 | 30 | 32 | 34 | 36 | 38 | 40 | 42 | 44 | 48 | 50 |
|------|-------|-------|-------|-------|-------|-------|-------|-------|-------|--------|--------|--------|--------|--------|--------|--------|----------|----------|----------|----------|----------|----------|
| P.D. | 56.60 | 60.64 | 64.68 | 72.77 | 76.81 | 80.85 | 84.89 | 88.94 | 97.01 | 101.06 | 105.11 | 113.19 | 121.28 | 129.36 | 137.45 | 145.53 | 153.62 | 161.70 | 169.79 | 177.87 | 194.04 | 202.13 |
| O.D. | 55.22 | 59.27 | 63.31 | 71.39 | 75.44 | 79.48 | 83.52 | 87.56 | 95.65 | 99.69 | 103.73 | 111.82 | 119.90 | 127.99 | 136.07 | 144.16 | 152.24 | 160.33 | 168.41 | 176.50 | 192.67 | 200.76 |
| D | 39 | 45 | 48 | 50 | 50 | 58 | 58 | 58 | 58 | 63 | 63 | 63 | 63 | 63 | 71 | 71 | 88 | 88 | 88 | 88 | 88 | 88 |
| F | 61 | 67 | 70 | 80 | 87 | 87 | 95 | 95 | 104 | 111 | 111 | 123 | 127 | 135 | 144 | 152 | 165 | 170 | 180 | 190 | 205 | 210 |
| E | 45 | 50 | 56 | 60 | 67 | 67 | 75 | 75 | 84 | 90 | 90 | 102 | 105 | 115 | 125 | 130 | 140(126) | 150(135) | 155(143) | 170(152) | 180(168) | 185(175) |

· 當皮帶輪形狀為D時，且齒數為38~50，E尺寸為()內數值

皮帶寬度

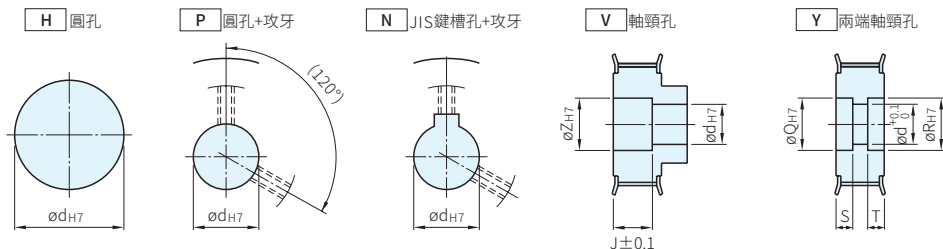
| mm | No. | | | | |
|-----------|------|------|------|------|------|
| | H075 | H100 | H150 | H200 | H300 |
| A | 21 | 27 | 40 | 54 | 80 |
| W | 26 | 32 | 45 | 59 | 85 |
| L 齒數14~36 | 41 | 47 | 60 | 74 | 100 |
| L 齒數38~50 | - | 53 | 65 | - | - |

Wa 注意

· 軸孔規格為P、N時，附攻牙孔和固定螺絲

軸孔規格

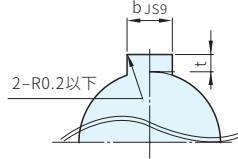
· 請從下表選出軸孔規格符號與各尺寸
· 軸孔內有可能沒有做表面處理



時規皮帶輪

鍵槽尺寸表

| 軸孔 | | | 鍵槽 | | | |
|----|-------|--------|----|---------|-----|-----------|
| 規格 | 軸孔 | 公差 | b | js9 | t | 公差 |
| N | 8 | +0.015 | 3 | ±0.0125 | 1.4 | +0.1 0 |
| N | 10 | 0 | | | | |
| N | 11~12 | +0.018 | 4 | ±0.0150 | 1.8 | |
| N | 13~17 | | 5 | | 2.3 | |
| N | 18 | | 6 | | 2.8 | |
| N | 19~22 | +0.021 | 6 | ±0.0150 | 3.3 | |
| N | 23~30 | 0 | 8 | | | |
| N | 31 | +0.025 | 10 | ±0.0180 | 3.3 | |
| | | 0 | | | | |



| 型式 | | | 皮帶輪 形狀 | 皮帶輪形狀 | | | | | | | | | | | | | |
|------------------------------|----|------------------|-----------|------------|-------|-------|--------|------------|---|------------|--------------|---|-------|-------|-------|-------|------------|
| | | | | A | | | | | | B·D | | | | | | | |
| | | | | (～)指定單位1mm | | | | | | (～)指定單位1mm | | | | | | | |
| Type | 齒數 | 皮帶 寬度 No. | H | P | N | V | | Y | | | H | P | N | V | | | |
| | | | d | d | d | d | Z | J 0.1mm | Y | Q·R | S·T 0.1mm | d | d | d | d | Z | J 0.1mm |
| WBSW WBST WBSF WBSM | 14 | H075 (至齒數36止) | A | 12-41 | 12-30 | 12-30 | 12-39 | 14-41 | | 12-39 | 14-41 | | 12-35 | 12-29 | 12-25 | 12-33 | 14-35 |
| | 15 | | | 12-46 | 12-34 | 12-31 | 12-44 | 14-46 | | 12-44 | 14-46 | | 12-41 | 12-33 | 12-29 | 12-39 | 14-41 |
| | 16 | | | 12-52 | 12-40 | 12-36 | 12-50 | 14-52 | | 12-50 | 14-52 | | 12-44 | 12-36 | 12-30 | 12-42 | 14-44 |
| | 18 | | | 12-56 | 12-44 | 12-44 | 12-54 | 14-56 | | 12-54 | 14-56 | | 12-46 | 12-38 | 12-35 | 12-44 | 14-46 |
| | 19 | | | 14-63 | 14-49 | 14-47 | 14-61 | 16-63 | | 14-61 | 16-63 | | 14-46 | 12-38 | 14-35 | 14-44 | 16-46 |
| | 20 | | | 14-63 | 14-50 | 14-50 | 14-61 | 16-63 | | 14-61 | 16-63 | | 14-54 | 14-46 | 14-38 | 14-52 | 16-54 |
| | 21 | | | 14-67 | 14-57 | 14-50 | 14-65 | 16-67 | | 14-65 | 16-67 | | 14-54 | 14-46 | 14-38 | 14-52 | 16-54 |
| | 22 | | | 14-67 | 14-57 | 14-50 | 14-65 | 16-67 | | 14-65 | 16-67 | | 14-54 | 14-46 | 14-38 | 14-52 | 16-54 |
| | 24 | | | 16-76 | 16-65 | 16-55 | 16-74 | 18-76 | | 16-74 | 18-76 | | 16-54 | 16-46 | 16-38 | 16-52 | 18-54 |
| | 25 | | | 16-80 | 16-70 | 16-55 | 16-80 | 18-82 | | 16-80 | 18-82 | | 16-59 | 16-49 | 16-41 | 16-57 | 18-59 |
| WBSB WBS WBSS | 26 | H150 | B | 20-84 | 20-70 | 20-55 | 20-82 | 22-84 | | 20-82 | 22-84 | | 20-59 | 20-49 | 20-41 | 20-57 | 22-59 |
| | 28 | | | 20-85 | 20-70 | 20-55 | 20-83 | 22-94 | | 20-83 | 22-94 | | 20-59 | 20-49 | 20-41 | 20-57 | 22-59 |
| | 30 | | | 20-85 | 20-70 | 20-55 | 20-83 | 22-95 | | 20-83 | 22-95 | | 20-59 | 20-49 | 20-41 | 20-57 | 22-59 |
| | 32 | | | 20-85 | 20-70 | 20-55 | 20-83 | 22-95 | | 20-83 | 22-95 | | 20-59 | 20-49 | 20-43 | 20-57 | 22-59 |
| | 34 | | | 20-85 | 20-70 | 20-55 | 20-83 | 22-95 | | 20-83 | 22-95 | | 20-67 | 20-57 | 20-49 | 20-65 | 22-67 |
| | 36 | | | 20-85 | 20-70 | 20-55 | 20-83 | 22-95 | | 20-83 | 22-95 | | 20-67 | 20-57 | 20-49 | 20-65 | 22-67 |
| WBSB WBS WBSS | 38 | H300 (至齒數36止) | A | 20-85 | 20-70 | 20-55 | 20-83 | 22-95 | | 20-83 | 22-95 | | 20-72 | 20-62 | 20-55 | - | - |
| | 40 | | | 20-85 | 20-70 | 20-55 | 20-83 | 22-95 | | 20-83 | 22-95 | | 20-72 | 20-62 | 20-55 | - | - |
| | 42 | | | 20-85 | 20-70 | 20-55 | 20-83 | 22-95 | | 20-83 | 22-95 | | 20-72 | 20-62 | 20-55 | - | - |
| | 44 | | | 20-105 | 20-70 | 20-55 | 20-103 | 22-125 | | 20-105 | 22-125 | | 20-72 | 20-62 | 20-55 | - | - |
| | 48 | | | 20-105 | 20-70 | 20-55 | 20-103 | 22-125 | | 20-105 | 22-125 | | 20-72 | 20-62 | 20-55 | - | - |
| | 50 | | | 20-105 | 20-70 | 20-55 | 20-103 | 22-125 | | 20-105 | 22-125 | | 20-72 | 20-62 | 20-55 | - | - |

訂貨： - - - - - - - - 交期: 天

(軸孔規格:H·P·N) WBS20H150 - B - N20
 (軸孔規格:V) WBS24H100 - A - V25 - Z30 - J25.0
 (軸孔規格:Y) WBS32H150 - A - Y30 - Q40 - R40 - S10 - T10

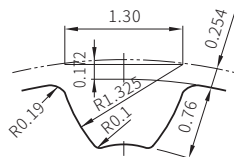
RoHS



| Type | 皮帶寬度 | | | 材質 | | 處理 | 附屬品 固定螺絲材質 |
|------|-----------------|-----------------|------------------|-------|------|------|----------------|
| | 4.0mm S2M040 | 6.0mm S2M060 | 10.0mm S2M100 | 皮帶輪 | 法蘭 | | |
| GBSW | ○ | ○ | ○ | 鋁合金 | 鋁合金 | 白陽極 | SUS304 |
| GBST | ○ | ○ | ○ | | | 黑陽極 | |
| GBSF | ○ | ○ | ○ | | | 硬陽極 | |
| GBSM | ○ | ○ | ○ | | | 無電解鍍 | |
| GBSB | ○ | ○ | - | | | - | |
| GBSN | ○ | ○ | - | ≈S45C | SPCC | 染黑 | SCM435 (染黑) |
| GBSS | ○ | ○ | - | | | 無電解鍍 | |

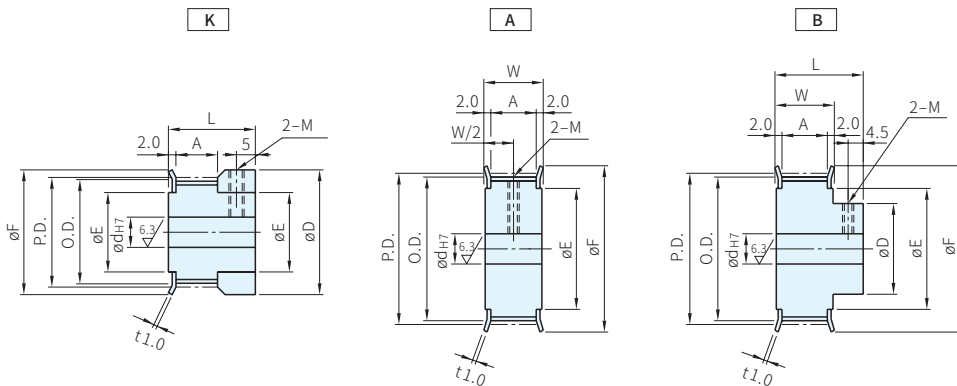
攻牙孔尺寸表

(軸孔:P·N)



(Pitch=2.0mm)

| d _{H7} 軸孔內徑 | M 粗螺紋 | 附屬品 固定螺絲 |
|-------------------------|----------|-------------|
| 3~5 | M3 | M3 |
| 6~24 | M4 | M4 |
| 25~30 | M5 | M5 |



齒數

| mm | 14 | 15 | 16 | 18 | 20 | 22 | 23 | 24 | 25 | 26 | 28 | 30 | 32 | 34 | 36 | 40 | 44 | 48 | 50 |
|------|------|------|-------|-------|-------|-------|-------|-------|-------|-------|-------|-------|-------|-------|-------|-------|-------|-------|-------|
| P.D. | 8.91 | 9.55 | 10.19 | 11.46 | 12.73 | 14.01 | 14.64 | 15.28 | 15.92 | 16.55 | 17.83 | 19.10 | 20.37 | 21.65 | 22.92 | 25.46 | 28.01 | 30.56 | 31.83 |
| O.D. | 8.40 | 9.04 | 9.68 | 10.95 | 12.22 | 13.50 | 14.13 | 14.77 | 15.41 | 16.04 | 17.32 | 18.59 | 19.86 | 21.14 | 22.41 | 24.96 | 27.50 | 30.05 | 31.32 |
| D | 12 | 12 | 14 | 14 | 16 | 18 | 18 | 20 | 20 | 22 | 22 | 22 | 12 | 14 | 14 | 18 | 20 | 20 | 20 |
| F | 12 | 12 | 14 | 14 | 16 | 18 | 18 | 20 | 20 | 22 | 22 | 22 | 25 | 25 | 28 | 30 | 32 | 35 | 35 |
| E | 6 | 6 | 8 | 8 | 10 | 11 | 11 | 13 | 13 | 14 | 14 | 14 | 16 | 16 | 18 | 20 | 23 | 25 | 25 |

Wa) 注意

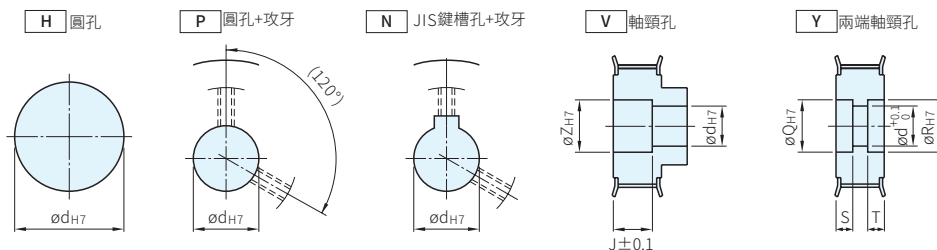
· 軸孔規格為P、N時，附攻牙孔和固定螺絲

軸孔規格

· 請從下表選出軸孔規格符號與各尺寸
· 軸孔內有可能沒有做表面處理

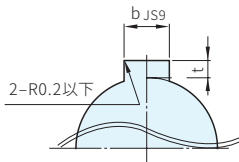
皮帶寬度

| mm | No. | | |
|----|--------|--------|--------|
| | S2M040 | S2M060 | S2M100 |
| A | 5.0 | 7.0 | 11.0 |
| W | 9.0 | 11.0 | 15.0 |
| L | 17.0 | 19.0 | 23.0 |



鍵槽尺寸表

| 軸孔 | | | 鍵槽 | | | |
|----|-------|--------|----|---------|-----|-----------|
| 規格 | 軸孔 | 公差 | b | js9 | t | 公差 |
| N | 8 | +0.015 | 3 | ±0.0125 | 1.4 | +0.1 0 |
| N | 10 | 0 | | | | |
| N | 11~12 | +0.018 | 4 | ±0.0150 | 1.8 | |
| N | 13~17 | | 5 | | 2.3 | |
| N | 18 | | 6 | | 2.8 | |
| N | 19~22 | +0.021 | 6 | ±0.0150 | 3.3 | |
| N | 23~30 | | 8 | | | |
| N | 31 | +0.025 | 10 | ±0.0180 | 3.3 | |



| 型式 | | 皮帶輪 形狀 | 皮帶輪形狀 | | | | | | | | | | | | | | | | |
|-------------------------------------|----|-----------|-----------------|------------|------|------|------|------------|-------------------|------|--------------|--------------------|-----|------|------|------|------------|------|-------------------|
| Type | 齒數 | | 皮帶 寬度 No. | A | | | | | | | B·K | | | | | | | | |
| | | | | (~)指定單位1mm | | | | | | | (~)指定單位1mm | | | | | | | | |
| | | | H | P | N | V | | Y | | | H | P | N | V | | | | | |
| | | | d | d | d | V | Z | J 0.1mm | Y | Q·R | S·T 0.1mm | d | d | d | d | Z | J 0.1mm | | |
| (鋁) GBSW GBST GBSF GBSM | 14 | S2M040 | A | 3·4 | | | - | - | - | - | - | 3·4 | 3·4 | | | | | | |
| | 15 | | | 3·4 | | | | | | | | | 3·4 | 3·4 | | | | | |
| | 16 | | | 3-5 | - | - | 3 | 5 | | 3 | 5 | | | 3-5 | 3-5 | | | | |
| | 18 | | | 3-5 | | | 3 | 5 | | 3 | 5 | | | 3-5 | 3-5 | | | | |
| | 20 | | | 3-6 | | | 3·4 | 5·6 | | 3·4 | 5·6 | | | 3-6 | 3-6 | | | | |
| | 22 | | | 3-7 | | | 3-5 | 5-7 | | 3-5 | 5-7 | | | 3-6 | 3-6 | | | | |
| | 23 | | | 3-7 | | | 3-5 | 5-7 | | 3-5 | 5-7 | | | 3-6 | 3-6 | | | | |
| | 24 | | | 3-9 | | | 3-7 | 5-9 | | 3-7 | 5-9 | | | 3-7 | 3-7 | | | | |
| | 25 | | | 3-9 | | | 3-7 | 5-9 | | 3-7 | 5-9 | | | 3-7 | 3-7 | | | | |
| | 26 | | | 3-10 | | | 3-8 | 5-10 | | 3-8 | 5-10 | | | 3-8 | 3-8 | | | | |
| (鋼) GBSB GBSN GBSS | 28 | S2M100 | A | 3-10 | | | 3-8 | 5-10 | 2.0 ≤ J ≤ W - 2.0 | 3-8 | 5-10 | 3-6 S+T ≤ W - 3 | 3-8 | 3-8 | | | | | |
| | 30 | | | 3-10 | | | 3-8 | 5-10 | | 3-8 | 5-10 | | | 3-8 | 3-8 | | | | |
| | 32 | | | 4-12 | 4-10 | 8 | 4-10 | 6-12 | | 4-10 | 6-12 | | | 4-8 | 4-6 | | 4-6 | 6-8 | |
| | 34 | | | 4-12 | 4-10 | 8·10 | 4-10 | 6-12 | | 4-10 | 6-12 | | | 4-10 | 4-8 | | 4-8 | 6-10 | |
| | 36 | | | 4-14 | 4-10 | 8·10 | 4-12 | 6-14 | | 4-12 | 6-14 | | | 4-10 | 4-8 | | 4-8 | 6-10 | |
| | 40 | | | 4-16 | 4-12 | 8-12 | 4-14 | 6-16 | | 4-14 | 6-16 | | | 4-14 | 4-10 | 8 | 4-12 | 6-14 | 2.0 ≤ J ≤ L - 2.0 |
| | 44 | | | 5-19 | 5-15 | 8-13 | 5-17 | 7-19 | | 5-17 | 7-19 | | | 5-16 | 5-12 | 8-11 | 5-14 | 7-16 | |
| | 48 | | | 5-21 | 5-17 | 8-16 | 5-19 | 7-21 | | 5-19 | 7-21 | | | 5-16 | 5-12 | 8-11 | 5-14 | 7-16 | |
| | 50 | | | 5-21 | 5-17 | 8-16 | 5-19 | 7-24 | | 5-19 | 7-24 | | | 5-16 | 5-12 | 8-11 | 5-14 | 7-16 | |

訂貨： - - - - - - - - 交期: 天

(軸孔規格:H·P·N) GBSW40S2M040 - B - N10

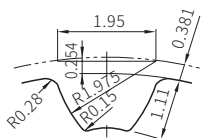
(軸孔規格:V) GBSW50S2M060 - B - V10 - Z17 - J14.2

(軸孔規格:Y) GBSW34S2M100 - A - Y6 - Q10 - R10 - S3 - T3

RoHS



| Type | 皮帶寬度 | | | 材質 | | 處理 | 附屬品 固定螺絲材質 |
|------|-----------------|------------------|------------------|-------|------|------|----------------|
| | 6.0mm S3M060 | 10.0mm S3M100 | 15.0mm S3M150 | 皮帶輪 | 法蘭 | | |
| GBSW | ○ | ○ | ○ | 鋁合金 | 鋁合金 | 白陽極 | SUS304 |
| GBST | ○ | ○ | ○ | | | 黑陽極 | |
| GBSF | ○ | ○ | ○ | | | 硬陽極 | |
| GBSM | ○ | ○ | ○ | | | 無電解鍍 | |
| GBSB | ○ | ○ | ○ | | | - | |
| GBSN | ○ | ○ | ○ | ≈S45C | SPCC | 染黑 | SCM435 (染黑) |
| GBSS | ○ | ○ | ○ | | | 無電解鍍 | |



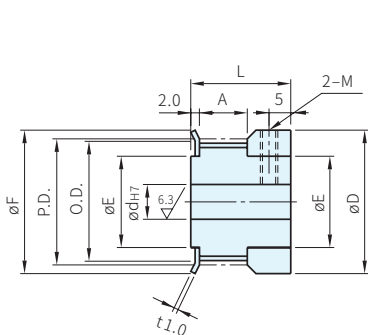
(Pitch=3.0mm)

攻牙孔尺寸表

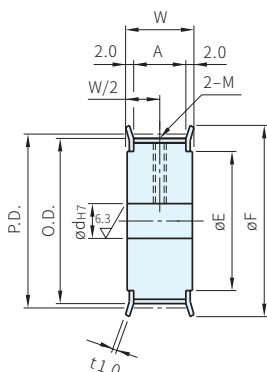
(軸孔:P·N)

| dH7 軸孔內徑 | M 粗螺紋 | 附屬品 固定螺絲 |
|-------------|----------|-------------|
| 4~5 | M3 | M3 |
| 6~17 | M4 | M4 |
| 18~33 | M5 | M5 |
| 34~46 | M6 | M6 |

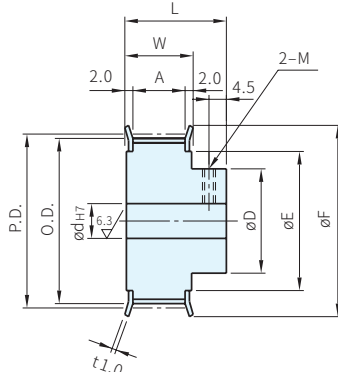
K



A



B



齒數

| mm | 14 | 15 | 16 | 18 | 19 | 20 | 22 | 24 | 25 | 26 | 28 | 30 | 32 | 34 | 36 | 40 | 44 | 48 | 50 |
|------|-------|-------|-------|-------|-------|-------|-------|-------|-------|-------|-------|-------|-------|-------|-------|-------|-------|-------|-------|
| P.D. | 13.37 | 14.32 | 15.28 | 17.19 | 18.14 | 19.10 | 21.01 | 22.92 | 23.87 | 24.83 | 26.74 | 28.65 | 30.56 | 32.47 | 34.38 | 38.20 | 42.02 | 45.84 | 47.75 |
| O.D. | 12.61 | 13.56 | 14.52 | 16.43 | 17.38 | 18.34 | 20.25 | 22.16 | 23.11 | 24.07 | 25.98 | 27.89 | 29.80 | 31.71 | 33.62 | 37.44 | 41.25 | 45.07 | 46.98 |
| D | 16 | 18 | 18 | 20 | 22 | 22 | 25 | 14 | 16 | 16 | 18 | 20 | 20 | 26 | 26 | 30 | 32 | 34 | 34 |
| F | 16 | 18 | 18 | 20 | 22 | 22 | 25 | 25 | 28 | 28 | 30 | 32 | 35 | 40 | 40 | 44 | 48 | 50 | 52 |
| E | 10 | 11 | 11 | 13 | 14 | 14 | 16 | 16 | 18 | 18 | 20 | 23 | 25 | 28 | 28 | 32 | 36 | 38 | 40 |

Wa. 注意

· 軸孔規格為P、N時，附攻牙孔和固定螺絲

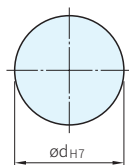
軸孔規格

- 請從下表選出軸孔規格符號與各尺寸
- 軸孔內有可能沒有做表面處理

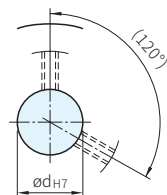
皮帶寬度

| mm | No. | | |
|----|--------|--------|--------|
| | S3M060 | S3M100 | S3M150 |
| A | 7.0 | 11.0 | 17.0 |
| W | 11.0 | 15.0 | 21.0 |
| L | 19.0 | 23.0 | 29.0 |

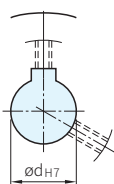
H 圓孔



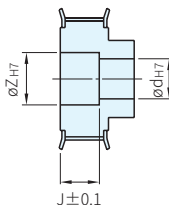
P 圓孔+攻牙



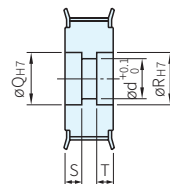
N JIS鍵槽孔+攻牙



V 軸頭孔

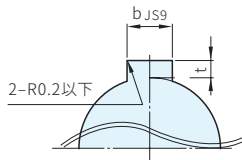


Y 兩端軸頭孔



鍵槽尺寸表

| 軸孔 | | | 鍵槽 | | | |
|----|-------|--------|----|---------|-----|-----------|
| 規格 | 軸孔 | 公差 | b | js9 | t | 公差 |
| N | 8 | +0.015 | 3 | ±0.0125 | 1.4 | +0.1 0 |
| N | 10 | 0 | | | | |
| N | 11~12 | +0.018 | 4 | ±0.0150 | 1.8 | |
| N | 13~17 | | 5 | | 2.3 | |
| N | 18 | | 6 | | 2.8 | |
| N | 19~22 | +0.021 | 6 | ±0.0150 | 3.3 | |
| N | 23~30 | | 8 | | | |
| N | 31 | +0.025 | 10 | ±0.0180 | 3.3 | |



| 型式 | | 皮帶輪 形狀 | 皮帶輪形狀 | | | | | | | | | | | | | | | |
|------------------------------|----|-----------------|------------|------|------|------|-------|-----------------|------|-------|--------------|------|------|------|------|-------|------------|-----------------|
| | | | A | | | | | | B·K | | | | | | | | | |
| Type | 齒數 | 皮帶 寬度 No. | (~)指定單位1mm | | | | | | | | | | | | | | | |
| | | | H | P | N | V | | Y | | | H | P | N | V | | | | |
| | | | d | d | d | d | Z | J 0.1mm | Y | Q·R | S·T 0.1mm | d | d | d | d | Z | J 0.1mm | |
| GBSW GBST GBSF GBSM | 14 | S3M060 | A | 4~6 | 4 | | 4 | 6 | | 4 | 6 | | 4~6 | 4~6 | | | | |
| | 15 | | | 4~7 | 4~5 | | 4~5 | 6~7 | | 4~5 | 6~7 | | 4~6 | 4~6 | | | | |
| | 16 | | | 4~7 | 4~5 | | 4~5 | 6~7 | | 4~5 | 6~7 | | 4~7 | 4~7 | | | | |
| | 18 | | | 4~9 | 4~6 | - | 4~7 | 6~9 | | 4~7 | 6~9 | | 4~8 | 4~8 | | | | |
| | 19 | | | 4~10 | 4~6 | | 4~8 | 6~10 | | 4~8 | 6~10 | | 4~8 | 4~8 | | | | |
| | 20 | | 4~10 | 4~6 | | 4~8 | 6~10 | | 4~8 | 6~10 | | 4~8 | 4~8 | | | | | |
| | 22 | | 4~12 | 4~8 | | 4~10 | 6~12 | | 4~10 | 6~12 | | 4~10 | 4~10 | | | | | |
| | 24 | | 4~12 | 4~10 | - | 4~10 | 6~12 | | 4~10 | 6~12 | | 4~10 | 4~8 | - | 4~8 | 6~10 | | |
| | 25 | | 4~14 | 4~11 | 8~11 | 4~12 | 6~14 | | 4~12 | 6~14 | | 4~12 | 4~10 | 8 | 4~10 | 6~12 | | |
| | 26 | | 5~14 | 5~11 | 8~11 | 5~12 | 7~14 | 2.0 ≤ J ≤ W-2.0 | 5~12 | 7~14 | | 5~12 | 5~10 | 8 | 5~10 | 7~12 | | 2.0 ≤ J ≤ L-2.0 |
| GBSB GBSN GBSS | 28 | S3M150 | A | 5~16 | 5~13 | 8~13 | 5~14 | 7~16 | | 5~14 | 7~16 | | 5~14 | 5~10 | 8 | 5~12 | 7~14 | |
| | 30 | | | 6~19 | 6~15 | 8~14 | 6~17 | 8~19 | | 6~17 | 8~19 | | 6~16 | 6~12 | 8~11 | 6~14 | 8~16 | |
| | 32 | | | 6~21 | 6~17 | 8~17 | 6~19 | 8~21 | | 6~19 | 8~21 | | 6~16 | 6~12 | 8~11 | 6~14 | 8~16 | |
| | 33 | | | 6~24 | 6~18 | 8~18 | 6~22 | 8~24 | | 6~22 | 8~24 | | 6~22 | 6~18 | 8~15 | 6~20 | 8~23 | |
| | 34 | | | 6~24 | 6~18 | 8~19 | 6~22 | 8~24 | | 6~22 | 8~24 | | 6~22 | 6~18 | 8~15 | 6~20 | 8~23 | |
| | 40 | | 8~28 | 8~23 | 8~23 | 8~26 | 10~28 | | 8~26 | 10~28 | | 8~26 | 8~21 | 8~17 | 8~24 | 10~26 | | |
| | 44 | | 8~32 | 8~26 | 8~25 | 8~30 | 10~32 | | 8~30 | 10~32 | | 8~28 | 8~23 | 8~18 | 8~26 | 10~28 | | |
| | 48 | | 8~34 | 8~28 | 8~27 | 8~32 | 10~34 | | 8~32 | 10~34 | | 8~30 | 8~25 | 8~20 | 8~28 | 10~30 | | |
| | 50 | | 8~36 | 8~30 | 8~29 | 8~34 | 10~36 | | 8~34 | 10~36 | | 8~30 | 8~25 | 8~20 | 8~28 | 10~30 | | |

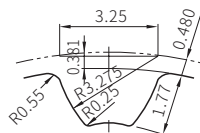
訂貨： - - - - - - - - 交期： 天

(軸孔規格:H·P·N) GBSW40S3M040 - A - N10
 (軸孔規格:V) GBSW50S3M060 - A - V10 - Z20 - J8.0
 (軸孔規格:Y) GBSW34S3M100 - A - Y6 - Q16 - R16 - S5 - T5

RoHS



| Type | 皮帶寬度 | | | 材質 | | 處理 | 附屬品 固定螺絲材質 |
|------|------------------|------------------|------------------|-------|------|------|----------------|
| | 10.0mm S5M100 | 15.0mm S5M150 | 25.0mm S5M250 | 皮帶輪 | 法蘭 | | |
| GBSW | ○ | ○ | ○ | 鋁合金 | 鋁合金 | 白陽極 | SUS304 |
| GBST | ○ | ○ | ○ | | | 黑陽極 | |
| GBSF | ○ | ○ | ○ | | | 硬陽極 | |
| GBSM | ○ | ○ | ○ | | | 無電解鍍 | |
| GBSB | ○ | ○ | ○ | | | - | |
| GBSN | ○ | ○ | ○ | ~S45C | SPCC | 染黑 | SCM435 (染黑) |
| GBSS | ○ | ○ | ○ | | | 無電解鍍 | |

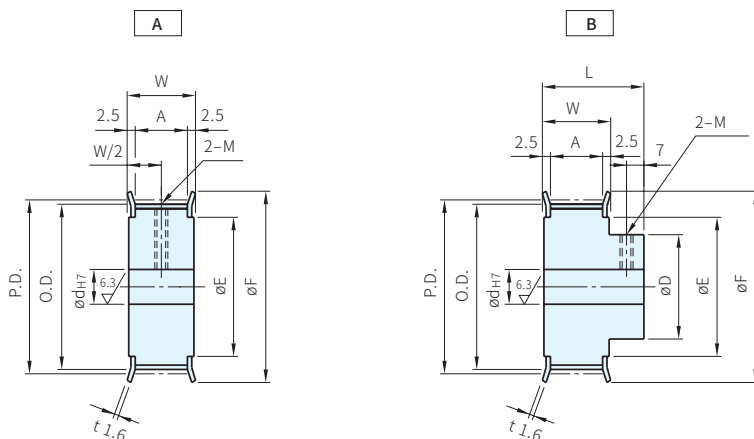


(Pitch=5.0mm)

攻牙孔尺寸表

(軸孔:P·N)

| d _{H7} 軸孔內徑 | M 粗螺紋 | 附屬品 固定螺絲 |
|-------------------------|----------|-------------|
| 5 | M3 | M3 |
| 6~12 | M4 | M4 |
| 13~17 | M5 | M5 |
| 18~30 | M6 | M6 |
| 31~45 | M8 | M8 |
| 46~70 | M10 | M10 |



齒數

| mm | 14 | 15 | 16 | 18 | 19 | 20 | 22 | 24 | 25 | 26 | 28 | 30 | 32 | 34 | 36 | 40 | 44 | 48 | 50 |
|------|-------|-------|-------|-------|-------|-------|-------|-------|-------|-------|-------|-------|-------|-------|-------|-------|-------|-------|-------|
| P.D. | 22.28 | 23.87 | 25.46 | 28.65 | 30.24 | 31.83 | 35.01 | 38.20 | 39.79 | 41.38 | 44.56 | 47.75 | 50.93 | 54.11 | 57.30 | 63.66 | 70.03 | 76.39 | 79.58 |
| O.D. | 21.32 | 22.91 | 24.50 | 27.69 | 29.28 | 30.87 | 34.05 | 37.24 | 38.83 | 40.42 | 43.60 | 46.79 | 49.97 | 53.15 | 56.34 | 62.70 | 69.07 | 75.43 | 78.62 |
| D | 14 | 15 | 17 | 19 | 19 | 19 | 24 | 27 | 27 | 31 | 32 | 33 | 37 | 40 | 40 | 47 | 50 | 60 | 63 |
| F | 26 | 28 | 32 | 33 | 36 | 36 | 40 | 45 | 45 | 48 | 48 | 52 | 55 | 61 | 61 | 67 | 74 | 83 | 87 |
| E | 16 | 18 | 20 | 22 | 24 | 24 | 27 | 30 | 30 | 35 | 35 | 36 | 40 | 45 | 45 | 50 | 58 | 63 | 67 |

Wa. 注意

· 軸孔規格為P、N時，附攻牙孔和固定螺絲

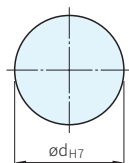
軸孔規格

· 請從下表選出軸孔規格符號與各尺寸
· 軸孔內有可能沒有做表面處理

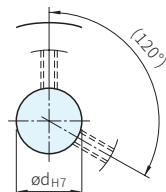
皮帶寬度

| mm | No. | | |
|----|--------|--------|--------|
| | S5M100 | S5M150 | S5M250 |
| A | 11.0 | 17.0 | 27.0 |
| W | 16.0 | 22.0 | 32.0 |
| L | 28.0 | 34.0 | 44.0 |

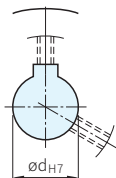
H 圓孔



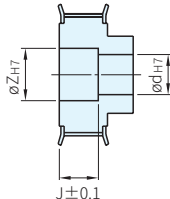
P 圓孔+攻牙



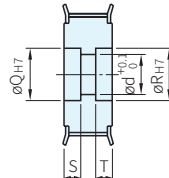
N JIS鍵槽孔+攻牙



V 軸頸孔

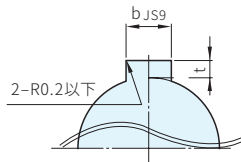


Y 兩端軸頸孔



鍵槽尺寸表

| 軸孔 | | | 鍵槽 | | | |
|----|-------|--------|----|---------|-----|-----------|
| 規格 | 軸孔 | 公差 | b | js9 | t | 公差 |
| N | 8 | +0.015 | 3 | ±0.0125 | 1.4 | +0.1 0 |
| N | 10 | 0 | | | | |
| N | 11~12 | +0.018 | 4 | ±0.0150 | 1.8 | |
| N | 13~17 | | 5 | | 2.3 | |
| N | 18 | | 6 | | 2.8 | |
| N | 19~22 | +0.021 | 6 | ±0.0150 | 3.3 | |
| N | 23~30 | 0 | 8 | | | |
| N | 31 | +0.025 | 10 | ±0.0180 | 3.3 | |



| 型式 | | 皮帶輪 形狀 | 皮帶輪形狀 | | | | | | | | | | | | | | | |
|------------------------------|----|-----------|-----------------|------------|-------|-------|-------|------------|-------------------|-------|--------------|---------------------|-------|-------|-------|-------|------------|-------------------|
| Type | 齒數 | | 皮帶 寬度 No. | A | | | | | | | B | | | | | | | |
| | | | | (~)指定單位1mm | | | | | | | (~)指定單位1mm | | | | | | | |
| | | | H | P | N | V | | Y | | | H | P | N | V | | | | |
| | | | d | d | d | d | Z | J 0.1mm | Y | Q·R | S·T 0.1mm | d | d | d | V | Z | J 0.1mm | |
| GBSW GBST GBSF GBSM | 14 | S5M100 | A | 5~12 | 5~10 | 8·10 | 5~10 | 7~12 | 2.0 ≤ J ≤ W - 2.0 | 5~10 | 7~12 | 3~14 S+T ≤ W - 3 | 5~10 | 5~8 | - | 5~8 | 7~10 | 2.0 ≤ J ≤ L - 2.0 |
| | 15 | | | 5~14 | 5~10 | 8·10 | 5~12 | 7~14 | | 5~12 | 7~14 | | 5~11 | 5~8 | - | 5~9 | 7~11 | |
| | 16 | | | 5~16 | 5~12 | 8~12 | 5~14 | 7~16 | | 5~14 | 7~16 | | 5~13 | 5~10 | 8 | 5~11 | 7~13 | |
| | 18 | | | 6~18 | 6~12 | 8~12 | 6~16 | 8~18 | | 6~16 | 8~18 | | 6~15 | 6~11 | 8·10 | 6~13 | 8~15 | |
| | 19 | | | 6~20 | 6~16 | 8~16 | 6~18 | 8~20 | | 6~18 | 8~20 | | 6~15 | 6~11 | 8·10 | 6~13 | 8~15 | |
| | 20 | | | 6~20 | 6~16 | 8~16 | 6~18 | 8~20 | | 6~18 | 8~20 | | 6~15 | 6~11 | 8·10 | 6~13 | 8~15 | |
| | 22 | | | 7~23 | 7~18 | 8~18 | 7~21 | 9~23 | | 7~21 | 9~23 | | 7~20 | 7~16 | 8~12 | 7~18 | 9~20 | |
| | 24 | | | 7~26 | 7~20 | 8~20 | 7~24 | 9~26 | | 7~24 | 9~26 | | 7~23 | 7~17 | 8~13 | 7~21 | 9~23 | |
| | 25 | | | 7~26 | 7~20 | 8~20 | 7~24 | 9~26 | | 7~24 | 9~26 | | 7~23 | 7~17 | 8~15 | 7~21 | 9~23 | |
| | 26 | | | 8~31 | 8~23 | 8~22 | 8~29 | 10~31 | | 8~29 | 10~31 | | 8~27 | 8~21 | 8~17 | 8~25 | 10~27 | |
| GBSB GBSN GBSS | 28 | S5M250 | B | 8~31 | 8~24 | 8~24 | 8~29 | 10~31 | 2.0 ≤ J ≤ W - 2.0 | 8~29 | 10~31 | 3~14 S+T ≤ W - 3 | 8~28 | 8~22 | 8~18 | 8~26 | 10~28 | 2.0 ≤ J ≤ L - 2.0 |
| | 30 | | | 10~32 | 10~26 | 10~26 | 10~30 | 12~32 | | 10~30 | 12~32 | | 10~29 | 10~23 | 10~18 | 10~27 | 12~29 | |
| | 32 | | | 10~36 | 10~28 | 10~28 | 10~34 | 12~36 | | 10~34 | 12~36 | | 10~33 | 10~27 | 10~22 | 10~31 | 12~33 | |
| | 33 | | | 10~41 | 10~33 | 10~33 | 10~39 | 12~41 | | 10~39 | 12~41 | | 10~36 | 10~30 | 10~25 | 10~34 | 12~36 | |
| | 34 | | | 10~41 | 10~33 | 10~33 | 10~39 | 12~41 | | 10~39 | 12~41 | | 10~36 | 10~30 | 10~25 | 10~34 | 12~36 | |
| | 36 | | | 10~46 | 10~38 | 10~38 | 10~44 | 12~46 | | 10~44 | 12~46 | | 10~43 | 10~35 | 10~28 | 10~41 | 12~43 | |
| | 40 | | | 12~54 | 12~42 | 12~40 | 12~52 | 14~54 | | 12~52 | 14~54 | | 12~46 | 12~38 | 12~32 | 12~44 | 14~46 | |
| | 44 | | | 12~59 | 12~45 | 12~40 | 12~57 | 14~59 | | 12~57 | 14~59 | | 12~56 | 12~45 | 12~40 | 12~54 | 14~56 | |
| | 48 | | | 12~63 | 12~50 | 12~43 | 12~61 | 14~63 | | 12~61 | 14~63 | | 12~59 | 12~47 | 12~43 | 12~57 | 14~59 | |

訂貨： - - - - - - - - 交期: 天

(軸孔規格:H·P·N)

GBSW40S5M150 - B - P5

(軸孔規格:V)

GBSW50S5M150 - A - V10 - Z20 - J14.5

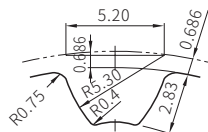
(軸孔規格:Y)

GBSW34S5M250 - A - Y17 - Q25 - R25 - S10 - T10

RoHS



| Type | 皮帶寬度 | | | | 材質 | | 處理 | 附屬品 固定螺絲材質 |
|------|------------------|------------------|------------------|------------------|-------|------|------|----------------|
| | 15.0mm S8M150 | 25.0mm S8M250 | 30.0mm S8M300 | 40.0mm S8M400 | 皮帶輪 | 法蘭 | | |
| GBSW | ○ | ○ | ○ | ○ | 鋁合金 | 鋁合金 | 白陽極 | SUS304 |
| GBST | ○ | ○ | ○ | ○ | | | 黑陽極 | |
| GBSF | ○ | ○ | ○ | ○ | | | 硬陽極 | |
| GBSM | ○ | ○ | ○ | ○ | | | 無電解鍍 | |
| GBSB | ○ | ○ | ○ | ○ | | | - | |
| GBSN | ○ | ○ | ○ | ○ | ≈S45C | SPCC | 染黑 | SCM435 (染黑) |
| GBSS | ○ | ○ | ○ | ○ | | | 無電解鍍 | |

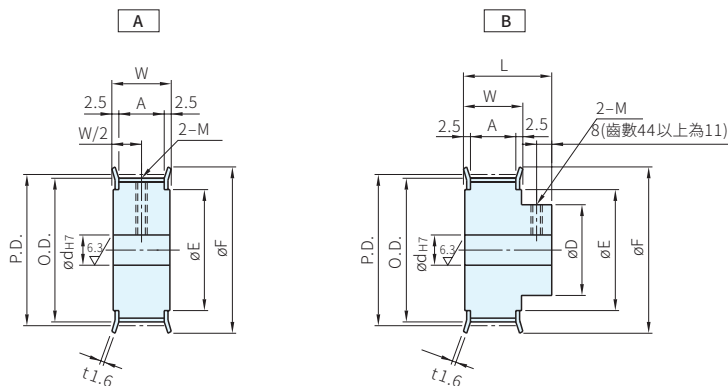


(Pitch=8.0mm)

攻牙孔尺寸表

(軸孔:P·N)

| d _{H7} 軸孔內徑 | M 粗螺紋 | 附屬品 固定螺絲 |
|-------------------------|----------|-------------|
| 12 | M4 | M4 |
| 13~17 | M5 | M5 |
| 18~30 | M6 | M6 |
| 31~45 | M8 | M8 |
| 46~70 | M10 | M10 |



齒數

| mm | 18 | 19 | 20 | 21 | 22 | 24 | 25 | 26 | 28 | 30 | 32 | 34 | 36 | 38 | 40 | 44 | 48 | 50 |
|------|-------|-------|-------|-------|-------|-------|-------|-------|-------|-------|-------|-------|-------|-------|--------|--------|--------|--------|
| P.D. | 45.84 | 48.38 | 50.93 | 53.48 | 56.02 | 61.12 | 63.66 | 66.21 | 71.30 | 76.39 | 81.49 | 86.58 | 91.67 | 96.77 | 101.86 | 112.05 | 122.23 | 127.32 |
| O.D. | 44.46 | 47.01 | 49.56 | 52.10 | 54.65 | 59.74 | 62.29 | 64.84 | 69.93 | 75.02 | 80.12 | 85.21 | 90.30 | 95.39 | 100.49 | 110.67 | 120.86 | 125.95 |
| D | 32 | 35 | 36 | 40 | 41 | 46 | 48 | 51 | 55 | 60 | 63 | 70 | 75 | 80 | 85 | 90 | 100 | 100 |
| F | 52 | 55 | 58 | 61 | 61 | 67 | 70 | 74 | 80 | 87 | 95 | 99 | 104 | 111 | 119 | 127 | 135 | |
| E | 36 | 40 | 40 | 45 | 45 | 50 | 56 | 58 | 60 | 67 | 67 | 75 | 80 | 84 | 90 | 100 | 105 | 115 |

Wa 注意

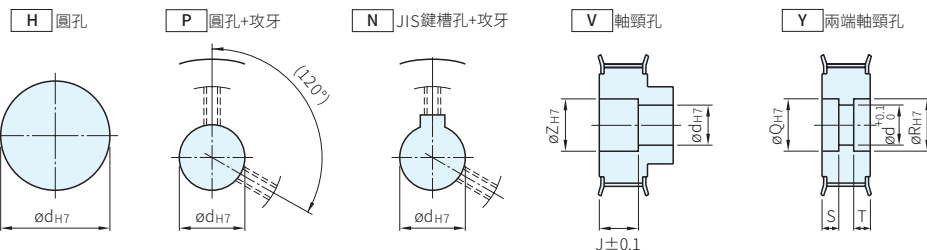
· 軸孔規格為P、N時，附攻牙孔和固定螺絲

軸孔規格

- 請從下表選出軸孔規格符號與各尺寸
- 軸孔內有可能沒有做表面處理

皮帶寬度

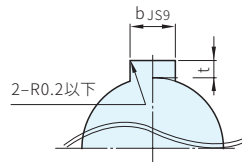
| mm | No. | | | |
|-----------|--------|--------|--------|--------|
| | S8M150 | S8M250 | S8M300 | S8M400 |
| A | 17 | 28 | 33 | 44 |
| W | 22 | 33 | 38 | 49 |
| L 齒數18~40 | 37 | 48 | 53 | 64 |
| L 齒數44~50 | 42 | 53 | 58 | 69 |



時規皮帶輪

鍵槽尺寸表

| 軸孔 | | | 鍵槽 | | | |
|----|-------|-------------|----|---------|-----|-----------|
| 規格 | 軸孔 | 公差 | b | js9 | t | 公差 |
| N | 8 | +0.015 0 | 3 | ±0.0125 | 1.4 | +0.1 0 |
| N | 10 | +0.018 0 | 4 | ±0.0150 | 1.8 | |
| N | 11~12 | | 5 | | 2.3 | |
| N | 13~17 | | 6 | | 2.8 | |
| N | 18 | +0.021 0 | 6 | ±0.0150 | 3.3 | |
| N | 19~22 | | 8 | | | |
| N | 23~30 | +0.025 0 | 8 | ±0.0180 | 3.3 | |
| N | 31 | | 10 | | | |



| 型式 | | 皮帶輪 形狀 | 皮帶輪形狀 | | | | | | | | | | | | | | | |
|------------------------------|----|-----------|-----------------|------------|-------|-------|-------|------------|-----------------|------------|--------------|-------------------|-------|-------|-------|-------|------------|-----------------|
| Type | 齒數 | | 皮帶 寬度 No. | A | | | | | | B | | | | | | | | |
| | | | | (~)指定單位1mm | | | | | | (~)指定單位1mm | | | | | | | | |
| | | | H | P | N | V | | Y | | | H | P | N | V | | | | |
| | | | d | d | d | d | Z | J 0.1mm | Y | Q·R | S·T 0.1mm | d | d | d | d | Z | J 0.1mm | |
| GBSW GBST GBSF GBSM | 18 | S8M150 | A | 12-32 | 12-26 | 12-26 | 12-30 | 14-32 | 3.0 ≤ J ≤ W-3.0 | 12-30 | 14-32 | 3~23 S+T ≤ W-3 | 12-28 | 12-22 | 12-20 | 12-26 | 14-28 | 3.0 ≤ J ≤ L-3.0 |
| | 19 | | | 12-36 | 12-28 | 12-28 | 12-34 | 14-36 | | 12-34 | 14-36 | | 12-31 | 12-25 | 12-20 | 12-29 | 14-31 | |
| | 20 | | | 12-36 | 12-30 | 12-30 | 12-34 | 14-36 | | 12-34 | 14-36 | | 12-32 | 12-26 | 12-22 | 12-30 | 14-32 | |
| | 21 | | | 12-41 | 12-32 | 12-32 | 12-39 | 14-41 | | 12-39 | 14-41 | | 12-36 | 12-30 | 12-24 | 12-34 | 14-36 | |
| | 22 | | | 12-41 | 12-34 | 12-34 | 12-39 | 14-41 | | 12-39 | 14-41 | | 12-37 | 12-30 | 12-25 | 12-35 | 14-37 | |
| | 24 | | | 12-46 | 12-40 | 12-40 | 12-44 | 14-46 | | 12-44 | 14-46 | | 12-42 | 12-34 | 12-28 | 12-40 | 14-42 | |
| | 25 | | | 12-52 | 12-40 | 12-40 | 12-50 | 14-52 | | 12-50 | 14-52 | | 12-44 | 12-36 | 12-28 | 12-42 | 14-44 | |
| | 26 | | | 14-54 | 14-45 | 14-45 | 14-52 | 16-54 | | 14-52 | 16-54 | | 14-47 | 14-39 | 14-31 | 14-45 | 16-47 | |
| | 28 | | | 14-56 | 14-48 | 14-48 | 14-54 | 16-56 | | 14-54 | 16-56 | | 14-51 | 14-43 | 14-35 | 14-49 | 16-51 | |
| | 30 | | | 14-63 | 14-50 | 14-50 | 14-61 | 16-63 | | 14-61 | 16-63 | | 14-56 | 14-46 | 14-38 | 14-54 | 16-56 | |
| GBSB GBSN GBSS | 32 | S8M300 | B | 14-63 | 14-55 | 14-55 | 14-61 | 16-63 | 3.0 ≤ J ≤ W-3.0 | 14-61 | 16-63 | 3~23 S+T ≤ W-3 | 14-59 | 14-49 | 14-45 | 14-57 | 16-59 | 3.0 ≤ J ≤ L-3.0 |
| | 34 | | | 16-67 | 16-60 | 16-55 | 16-65 | 18-67 | | 16-65 | 18-67 | | 16-66 | 16-56 | 16-48 | 16-64 | 18-66 | |
| | 36 | | | 16-72 | 16-65 | 16-55 | 16-70 | 18-72 | | 16-70 | 18-72 | | 16-71 | 16-61 | 16-50 | 16-69 | 18-71 | |
| | 38 | | | 16-76 | 16-65 | 16-55 | 16-74 | 18-76 | | 16-74 | 18-76 | | 16-76 | 16-65 | 16-50 | 16-74 | 18-76 | |
| | 40 | | | 20-80 | 20-70 | 20-55 | 20-80 | 22-82 | | 20-80 | 22-82 | | 20-80 | 20-65 | 20-55 | 20-79 | 22-81 | |
| | 44 | | | 20-85 | 20-70 | 20-55 | 20-85 | 22-92 | | 20-85 | 22-92 | | 20-80 | 20-70 | 20-55 | 20-84 | 22-86 | |
| | 48 | | | 20-85 | 20-70 | 20-55 | 20-85 | 22-95 | | 20-85 | 22-95 | | 20-85 | 20-70 | 20-55 | 20-85 | 22-95 | |
| | 50 | | | 20-85 | 20-70 | 20-55 | 20-85 | 22-95 | | 20-85 | 22-95 | | 20-85 | 20-70 | 20-55 | 20-85 | 22-95 | |

訂貨： - - - - - - - - 交期: 天

(軸孔規格:H·P·N) GBSW40S8M250 - A - H65

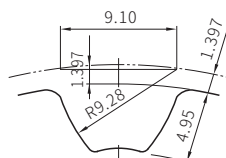
(軸孔規格:V) GBSW50S8M300 - B - V20 - Z38 - J23.0

(軸孔規格:Y) GBSW34S8M250 - A - Y30 - Q60 - R45 - S15 - T10

RoHS

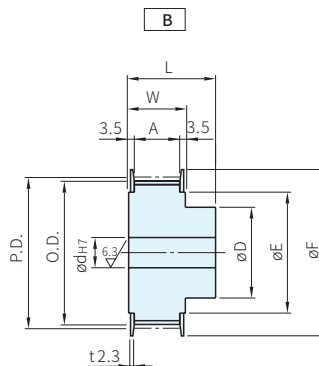
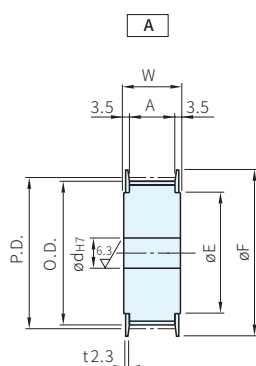


B



(Pitch=14.0mm)

| Type | 皮帶寬度 | | 材質 | | 處理 |
|--------|-------------------|-------------------|-------|-------|----|
| | 40.0mm S14M400 | 60.0mm S14M600 | 皮帶輪 | 法蘭 | |
| GBSBMK | ○ | ○ | ≈S45C | ≈S45C | - |
| GBSNMK | ○ | ○ | | | 染黑 |



齒數

| mm | 28 | 30 | 32 | 34 | 36 | 40 | 42 | 44 | 48 | 50 | 56 |
|------|--------|--------|--------|--------|--------|--------|--------|--------|--------|--------|--------|
| P.D. | 124.78 | 133.69 | 142.60 | 151.52 | 160.43 | 178.25 | 187.17 | 196.08 | 213.90 | 222.82 | 249.55 |
| O.D. | 121.98 | 130.90 | 139.81 | 148.72 | 157.63 | 175.46 | 184.37 | 193.28 | 211.11 | 220.02 | 246.76 |
| D | 90 | 100 | 110 | 120 | 120 | 135 | 145 | 155 | 160 | 160 | 160 |
| F | 136 | 144 | 152 | 161 | 172 | 190 | 200 | 208 | 224 | 235 | 260 |
| E | 101 | 111 | 121 | 131 | 141 | 161 | 164 | 173 | 190 | 200 | 224 |

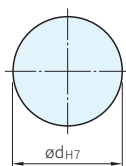
皮帶寬度

| mm | No. | |
|-----------|---------|---------|
| | S14M400 | S14M600 |
| A | 46 | 67 |
| W | 53 | 74 |
| L 齒數28~40 | 73 | 94 |
| L 齒數44~56 | 78 | 99 |

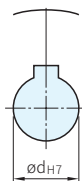
軸孔規格

- 請從下表選出軸孔規格符號與各尺寸
- 軸孔內有可能沒有做表面處理

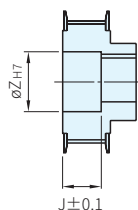
H 圓孔



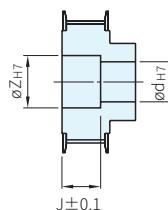
N 新JIS鍵槽孔



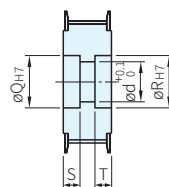
G 新JIS鍵槽孔+軸頸孔



V 軸頸孔



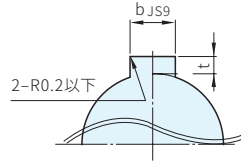
Y 兩端軸頸孔



時規皮帶輪

鍵槽尺寸表

| 軸孔 | | | 鍵槽 | | | | |
|----|-------|--------|----|---------|-----|-----------|-----------|
| 規格 | 軸孔 | 公差 | b | js9 | t | 公差 | |
| N | 8 | +0.015 | 3 | ±0.0125 | 1.4 | +0.1 0 | |
| N | 10 | 0 | | | | | |
| N | 11~12 | +0.018 | 4 | ±0.0150 | 1.8 | | |
| N | 13~17 | | 5 | | 2.3 | | |
| N | 18 | | 6 | | 2.8 | | |
| N | 19~22 | +0.021 | 6 | ±0.0150 | 3.3 | | +0.2 0 |
| N | 23~30 | | 8 | | | | |
| N | 31 | +0.025 | 10 | ±0.0180 | 3.3 | | |



| 型式 | | | 皮帶輪 形狀 | 皮帶輪形狀 | | | | | | | | | | | | |
|------------------|--------|-----------------|-----------|------------|--------|--------|------------|-----------------|--------|--------------|-------------------|-------|--------|--------|------------|-----------------|
| | | | | A | | | | | | B | | | | | | |
| | | | | (～)指定單位1mm | | | | | | | | | | | | |
| Type | 齒數 | 皮帶 寬度 No. | H | N·G | V | | Y | | | H | N·G | V | | | | |
| | | | d | d | d | Z | J 0.1mm | Y | Q·R | S·T 0.1mm | d | d | d | Z | J 0.1mm | |
| GBSBMK GBSNMK | 28 | S14M400 | A | 30~70 | 30~70 | 30~66 | 34~70 | 5.0 ≤ J ≤ W-5.0 | 30~66 | 39~75 | 5~23 S+T ≤ W-5 | 30~60 | 30~60 | 30~56 | 34~60 | 5.0 ≤ J ≤ L-5.0 |
| | 30 | | | 30~80 | 30~70 | 30~76 | 34~80 | | 30~76 | 39~85 | | 30~70 | 30~70 | 30~66 | 34~70 | |
| | 32 | | | 30~85 | 30~70 | 30~81 | 34~85 | | 30~81 | 39~90 | | 30~70 | 30~70 | 30~71 | 34~75 | |
| | 34 | | | 30~90 | 30~70 | 30~86 | 34~90 | | 30~86 | 39~95 | | 30~70 | 30~70 | 30~81 | 34~85 | |
| | 36 | 30~95 | | 30~70 | 30~91 | 34~95 | 30~91 | | 39~100 | 30~70 | | 30~70 | 30~81 | 34~85 | | |
| | 40 | 35~105 | | 35~70 | 35~101 | 39~105 | 35~101 | | 44~110 | 35~95 | | 35~70 | 35~91 | 39~95 | | |
| | 42 | 35~110 | | 35~70 | 35~106 | 39~110 | 35~106 | | 44~115 | 35~100 | | 35~70 | 35~96 | 39~100 | | |
| | 44 | 35~115 | | 35~70 | 35~111 | 39~115 | 35~111 | | 44~120 | 35~100 | | 35~70 | 35~96 | 39~100 | | |
| | 48 | 40~120 | | 40~70 | 40~116 | 44~120 | 40~116 | | 49~125 | 40~110 | | 40~70 | 40~106 | 44~110 | | |
| | 50 | 40~130 | | 40~70 | 40~126 | 44~130 | 40~126 | | 49~135 | 40~110 | | 40~70 | 40~106 | 44~110 | | |
| 56 | 40~150 | 40~70 | 40~146 | 44~150 | 40~146 | 49~155 | 40~110 | 40~70 | 40~106 | 44~110 | | | | | | |

訂貨： - - - - - - - - 交期:

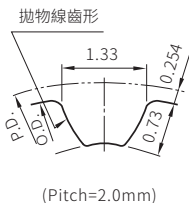
(軸孔規格:H·N) GBSBMK40S14M400 - A - H42
 (軸孔規格:G·V) GBSNMK44S14M600 - B - G70 - Z90 - J90.0
 (軸孔規格:Y) GBSBMK50S14M400 - A - Y80 - Q120 - R120 - S20 - T20

RoHS



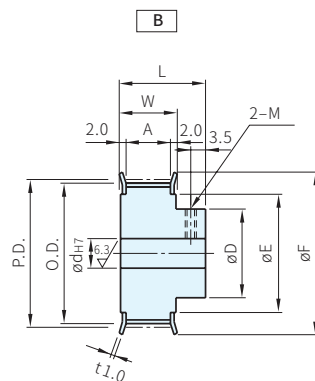
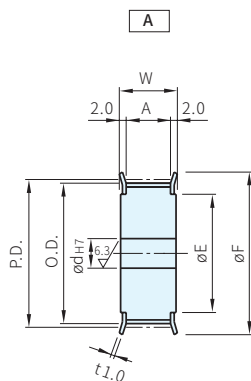
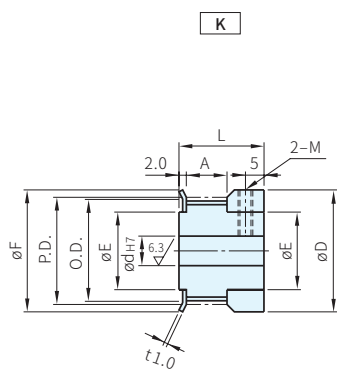
K

| Type | 皮帶寬度 | 材質 | | 處理 | 附屬品 固定螺絲材質 |
|------|-----------------|-----|-----|-----|---------------|
| | 6.0mm P2M060 | 皮帶輪 | 法蘭 | | |
| SBSW | ○ | 鋁合金 | 鋁合金 | 白陽極 | SUS304 |



攻牙孔尺寸表
P2M型

| d _{H7} 軸孔內徑 | M 粗螺紋 | 附屬品 固定螺絲 |
|-------------------------|----------|-------------|
| 3~6 | M3 | M3 |
| 7~22 | M4 | M4 |



齒數

| mm | 14 | 15 | 16 | 18 | 20 | 22 | 24 | 25 | 28 | 30 | 32 | 36 | 40 | 42 | 44 | 48 | 50 |
|------|------|------|-------|-------|-------|-------|-------|-------|-------|-------|-------|-------|-------|-------|-------|-------|-------|
| P.D. | 8.91 | 9.55 | 10.19 | 11.46 | 12.73 | 14.01 | 15.28 | 15.92 | 17.83 | 19.10 | 20.37 | 22.92 | 25.46 | 26.74 | 28.01 | 30.56 | 31.83 |
| O.D. | 8.40 | 9.04 | 9.68 | 10.95 | 12.22 | 13.50 | 14.77 | 15.41 | 17.32 | 18.59 | 19.86 | 22.41 | 24.96 | 26.23 | 27.50 | 30.05 | 31.32 |
| D | 12 | 13 | 13 | 15 | 17 | 17 | 17 | 20 | 12 | 12 | 12 | 14 | 16 | 18 | 18 | 18 | 22 |
| F | 12 | 12 | 14 | 14 | 16 | 16 | 16 | 22 | 22 | 25 | 28 | 28 | 32 | 32 | 35 | 35 | 40 |
| E | 6 | 6 | 8 | 8 | 10 | 10 | 10 | 14 | 14 | 16 | 18 | 18 | 23 | 23 | 25 | 25 | 28 |

Wa. 注意

· 軸孔規格為P、N時，附攻牙孔和固定螺絲

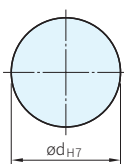
軸孔規格

· 請從下表選出軸孔規格符號與各尺寸
· 軸孔內有可能沒有做表面處理

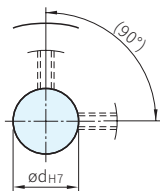
皮帶寬度

| mm | No. P2M060 |
|----------------|---------------|
| A (K · A · B形) | 7.5 |
| W | 11.5 |
| L | 20.0 |

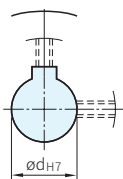
H 圓孔



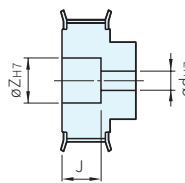
P 圓孔+攻牙



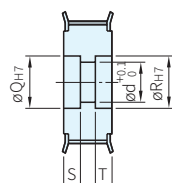
N JIS鍵槽孔+攻牙



V 軸頸孔



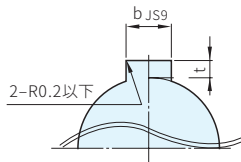
Y 兩端軸頸孔



時規皮帶輪

鍵槽尺寸表

| 軸孔 | | | 鍵槽 | | | |
|----|-------|-------------|----|---------|-----|-----------|
| 規格 | 軸孔 | 公差 | b | js9 | t | 公差 |
| N | 8 | +0.015 0 | 3 | ±0.0125 | 1.4 | +0.1 0 |
| N | 10 | +0.018 0 | 4 | ±0.0150 | 1.8 | |
| N | 11~12 | | 5 | | 2.3 | |
| N | 13~17 | | 6 | | 2.8 | |
| N | 18 | +0.021 0 | 6 | ±0.0150 | 3.3 | |
| N | 19~22 | | 8 | | | |
| N | 23~30 | +0.025 0 | 8 | ±0.0180 | 3.3 | |
| N | 31 | | 10 | | | |



| 型式 | | 皮帶輪 形狀 | 皮帶輪形狀 | | | | | | | | | | | | | | | | |
|-------------|------|-----------|-----------------|------|------|------|------------|------|-------------------|--------------|------|----------------|------|------|------|------------|------|------|------|
| Type | 齒數 | | A (~)指定單位1mm | | | | | | B·K (~)指定單位1mm | | | | | | | | | | |
| | | | H | P | N | V | | Y | | | H | P | N | V | | | | | |
| | | d | d | d | d | Z | J 0.1mm | Y | Q·R | S·T 0.1mm | d | d | d | d | Z | J 0.1mm | | | |
| (鋁) SBSW | 14 | P2M060 | A | 3 | | | | | | | | | | | | | | | |
| | 15 | | | 3 | | | | | | | | | | | | | | | |
| | 16 | | | 3-4 | - | - | - | - | - | - | - | - | | 3-4 | | | | | |
| | 18 | | | 3-4 | | | | | | | | | | 3-5 | | | | | |
| | 20 | | | 4-6 | 4 | | | 4 | 6 | | 4 | 6 | | 3-6 | | | | | |
| | 22 | | | 4-6 | 4 | | | 4 | 6 | | 4 | 6 | | 4-6 | | | | | |
| | 24 | | 4-6 | 4 | | | 4 | 6 | | 4 | 6 | | 4-6 | | | | | | |
| | 25 | | 4~10 | 4~6 | | | 4~8 | 6~10 | | 4~8 | 6~10 | | 4-6 | | | | | | |
| | 28 | | 5~10 | 5·6 | | | 5~8 | 7~10 | 2.0≤J≤W-2.0 | 5~8 | 7~10 | 3~9 S+T≤W-3 | 5~8 | 5~6 | | 5~6 | 7~8 | | |
| | 30 | | 5~12 | 5~8 | | | 5~10 | 7~12 | | 5~10 | 7~12 | | 5~10 | 7~12 | 5~8 | 5~8 | | 5~6 | 7~8 |
| | 32 | | 5~14 | 5~10 | 8 | | 5~12 | 7~14 | | 5~12 | 7~14 | | 5~12 | 7~14 | 5~8 | 5~8 | | 5~6 | 7~8 |
| | 36 | | 5~14 | 5~10 | 8 | | 5~12 | 7~14 | | 5~12 | 7~14 | | 5~12 | 7~14 | 5~10 | 5~8 | | 5~8 | 7~10 |
| | 40 | | 5~19 | 5~13 | 8~10 | | 5~17 | 7~19 | | 5~17 | 7~19 | | 5~17 | 7~19 | 5~12 | 5~10 | 8 | 5~10 | 7~12 |
| | 42 | | 5~19 | 5~13 | 8~10 | | 5~17 | 7~19 | | 5~17 | 7~19 | | 5~17 | 7~19 | 5~14 | 5~12 | 8·10 | 5~12 | 7~14 |
| | 44 | | 5~21 | 5~15 | 8~13 | | 5~19 | 7~21 | | 5~19 | 7~21 | | 5~19 | 7~21 | 5~14 | 5~12 | 8·10 | 5~12 | 7~14 |
| | 48 | | 5~21 | 5~15 | 8~13 | | 5~19 | 7~21 | | 5~19 | 7~21 | | 5~19 | 7~21 | 5~14 | 5~12 | 8·10 | 5~12 | 7~14 |
| 50 | 5~24 | 5~18 | 8~15 | | 5~22 | 7~24 | 5~22 | 7~24 | | 5~22 | 7~24 | | 5~18 | 5~15 | 8~13 | 5~14 | 7~16 | | |

訂貨： - - - - - - - - 交期：

(軸孔規格:H·P·N)

(軸孔規格:V)

(軸孔規格:Y)

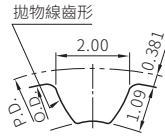
SBSW48P2M060 - B - P5
 SBSW50P2M060 - B - V10 - Z10 - J6
 SBSW40P2M060 - A - Y10 - Q15 - R15 - S5 - T5

RoHS



K

| Type | 皮帶寬度 | | 材質 | | 處理 | 附屬品 固定螺絲材質 |
|------|------------------|------------------|-------|------|------|----------------|
| | 10.0mm P3M100 | 15.0mm P3M150 | 皮帶輪 | 法蘭 | | |
| SBSW | ○ | ○ | 鋁合金 | 鋁合金 | 白陽極 | SUS304 |
| SBSN | ○ | ○ | ≈S45C | SPCC | 染黑 | SCM435 (染黑) |
| SBSS | ○ | ○ | | | 無電解鍍 | |

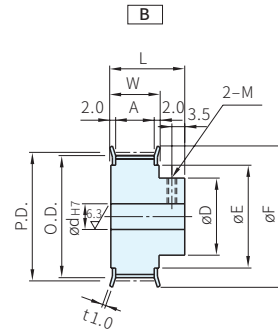
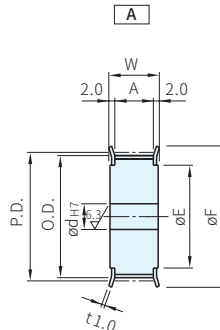
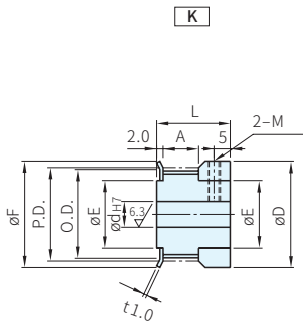


(Pitch=3.0mm)

攻牙孔尺寸表

P3M型

| dH7 軸孔內徑 | M 粗螺紋 | 附屬品 固定螺絲 |
|-------------|----------|-------------|
| 4~6 | M3 | M3 |
| 7~12 | M4 | M4 |
| 13~22 | M5 | M5 |



齒數

| mm | 齒數 | | | | | | | | | | | | | | | |
|------|------|-------|-------|-------|-------|-------|-------|-------|-------|-------|-------|-------|-------|-------|-------|-------|
| | 10 | 12 | 14 | 15 | 16 | 18 | 20 | 22 | 24 | 25 | 26 | 28 | 30 | 32 | 36 | 40 |
| P.D. | 9.55 | 11.46 | 13.37 | 14.32 | 15.28 | 17.19 | 19.10 | 21.01 | 22.92 | 23.87 | 24.83 | 26.74 | 28.65 | 30.56 | 34.38 | 38.20 |
| O.D. | 8.79 | 10.70 | 12.61 | 13.56 | 14.52 | 16.43 | 18.34 | 20.25 | 22.16 | 23.11 | 24.07 | 25.98 | 27.89 | 29.80 | 33.62 | 37.44 |
| D | 12 | 15 | 17 | 17 | 17 | 21 | 25 | 12 | 14 | 14 | 16 | 18 | 18 | 18 | 24 | 26 |
| F | 12 | 14 | 16 | 16 | 16 | 22 | 25 | 28 | 28 | 30 | 30 | 32 | 35 | 35 | 40 | 44 |
| E | 6 | 8 | 10 | 10 | 10 | 14 | 16 | 18 | 18 | 20 | 20 | 23 | 25 | 25 | 28 | 32 |

Wa 注意

· 軸孔規格為P、N時，附攻牙孔和固定螺絲

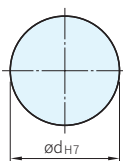
軸孔規格

- 請從下表選出軸孔規格符號與各尺寸
- 軸孔內有可能沒有做表面處理

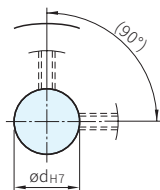
皮帶寬度

| mm | No. | |
|----------|--------|--------|
| | P3M100 | P3M150 |
| A (K形) | 11.0 | 17.0 |
| A (A·B形) | 12.0 | 17.0 |
| W | 16.0 | 21.0 |
| L | 23.0 | 29.0 |

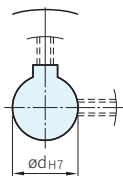
H 圓孔



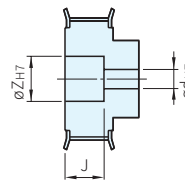
P 圓孔+攻牙



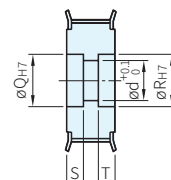
N JIS鍵槽孔+攻牙



V 軸頸孔

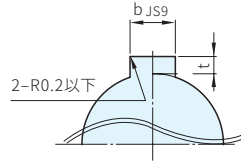


Y 兩端軸頸孔



鍵槽尺寸表

| 軸孔 | | | 鍵槽 | | | |
|----|-------|-------------|----|---------|-----|-----------|
| 規格 | 軸孔 | 公差 | b | js9 | t | 公差 |
| N | 8 | +0.015 | 3 | ±0.0125 | 1.4 | +0.1 0 |
| N | 10 | 0 | | | | |
| N | 11~12 | +0.018 0 | 4 | ±0.0150 | 1.8 | |
| N | 13~17 | | 5 | | 2.3 | |
| N | 18 | | 6 | | 2.8 | |
| N | 19~22 | +0.021 0 | 6 | ±0.0150 | 3.3 | |
| N | 23~30 | | 8 | | | |
| N | 31 | +0.025 0 | 10 | ±0.0180 | 3.3 | |



| 型式 | | 皮帶輪 形狀 | 皮帶輪形狀 | | | | | | | | | | | | | | | |
|---------------------|----|-----------------|-----------------|------|------|------|------|-------------|-------------|-------------------|----------------|----------------|------|------|------|-------|------------|---|
| | | | A (~)指定單位1mm | | | | | | | B·K (~)指定單位1mm | | | | | | | | |
| Type | 齒數 | 皮帶 寬度 No. | H | P | N | V | | Y | | | H | P | N | V | | | | |
| | | | d | d | d | d | Z | J 0.1mm | Y | Q·R | S·T 0.1mm | d | d | d | d | Z | J 0.1mm | |
| (鋼) SBSN SBSS | 10 | P3M100 | A | 3 | - | - | - | - | - | - | - | - | 4 | - | - | - | - | |
| | 12 | | K | 4 | - | - | - | - | - | - | - | - | 4·5 | - | - | - | - | |
| | 14 | | A | 4~6 | 4 | - | 4 | 6 | - | 4 | 6 | - | 4~6 | - | - | - | - | |
| | 15 | | K | 4~6 | 4 | - | 4 | 6 | - | 4 | 6 | - | 4~6 | - | - | - | - | |
| | 16 | | A | 4~6 | 4 | - | 4 | 6 | - | 4 | 6 | - | 4~6 | - | - | - | - | |
| | 18 | | K | 4~10 | 4~8 | - | 4~8 | 6~10 | - | 4~8 | 6~10 | - | 4~6 | - | - | - | - | |
| 20 | A | | 4~12 | 4~10 | - | 4~10 | 6~12 | - | 4~10 | 6~12 | - | 4~6 | - | - | - | - | | |
| (鋁) SBSW | 22 | | P3M150 | A | 5~14 | 5~10 | 8 | 5~12 | 7~14 | 5~12 | 7~14 | 3~9 S+T≤W-3 | 5~8 | 5~8 | - | - | - | - |
| 24 | B | | | 5~14 | 5~10 | 8 | 5~12 | 7~14 | 5~12 | 7~14 | 5~12 | 7~14 | 6~10 | 5~9 | - | 6 | 9 | |
| 25 | A | | | 5~16 | 5~10 | 8 | 5~14 | 7~16 | 2.0≤J≤W-2.0 | 5~14 | 7~16 | 3~9 S+T≤W-3 | 6~10 | 5~9 | - | 6 | 9 | |
| 26 | B | 6~16 | | 6~10 | 8 | 6~14 | 8~16 | 2.0≤J≤W-2.0 | 6~14 | 8~16 | 3~9 S+T≤W-3 | 6~12 | 6~10 | 8 | 7 | 10 | | |
| 28 | A | 6~19 | | 6~13 | 8·10 | 6~17 | 8~19 | 2.0≤J≤W-2.0 | 6~17 | 8~19 | 3~9 S+T≤W-3 | 6~14 | 6~12 | 8·10 | 7~9 | 10~12 | | |
| 30 | B | 6~21 | | 6~15 | 8~13 | 6~19 | 8~21 | 2.0≤J≤W-2.0 | 6~19 | 8~21 | 3~9 S+T≤W-3 | 6~14 | 6~12 | 8·10 | 7~9 | 10~12 | | |
| 32 | A | 6~21 | | 6~15 | 8~13 | 6~19 | 8~21 | 2.0≤J≤W-2.0 | 6~19 | 8~21 | 3~9 S+T≤W-3 | 6~14 | 6~12 | 8·10 | 7~9 | 10~12 | | |
| (鋁) SBSW | 36 | P3M150 | | B | 6~24 | 6~18 | 8~15 | 6~22 | 8~24 | 6~22 | 8~24 | 3~9 S+T≤W-3 | 6~20 | 6~16 | 8~15 | 7~13 | 10~16 | |
| 40 | A | | | 6~28 | 6~22 | 8~20 | 6~26 | 8~28 | 6~26 | 8~28 | 6~26 | 8~28 | 6~23 | 6~18 | 8~16 | 7~14 | 10~18 | |

訂貨： 型式 - 皮帶輪形狀 - 軸孔規格·內徑 - Z - J - Q - R - S - T 交期： 12 天

(軸孔規格:H·P·N)

(軸孔規格:V)

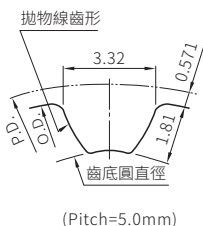
(軸孔規格:Y)

SBSS30P3M100 - B - P5
 SBSN36P3M100 - B - V7 - Z10 - J6
 SBSW40P3M150 - A - Y10 - Q10 - R15 - S5 - T5

RoHS

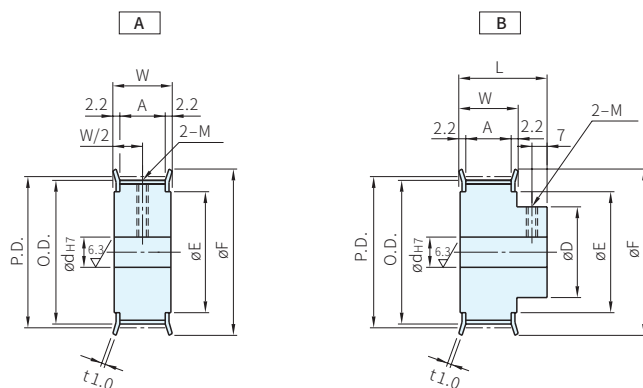


| Type | 皮帶寬度 | | 材質 | | 處理 | 附屬品 固定螺絲材質 |
|------|------------------|------------------|-------|------|------|----------------|
| | 10.0mm P5M100 | 15.0mm P5M150 | 皮帶輪 | 法蘭 | | |
| SBSW | ○ | ○ | 鋁合金 | 鋁合金 | 白陽極 | SUS304 |
| SBST | ○ | ○ | | | 黑陽極 | |
| SBSF | ○ | ○ | | | 硬質陽極 | |
| SBSM | ○ | ○ | | | 無電解鍍 | |
| SBSN | ○ | ○ | ≈S45C | SPCC | 染黑 | SCM435 (染黑) |
| SBSS | ○ | ○ | | | 無電解鍍 | |



攻牙孔尺寸表
(軸孔:P·N)

| dH7 軸孔內徑 | M 粗螺紋 | 附屬品 固定螺絲 |
|-------------|----------|-------------|
| 5~12 | M4 | M4 |
| 13~17 | M5 | M5 |
| 18~30 | M6 | M6 |
| 31~45 | M8 | M8 |
| 46~70 | M10 | M10 |



齒數

| mm | 12 | 14 | 15 | 16 | 18 | 20 | 22 | 24 | 25 | 26 | 28 | 30 | 32 | 34 | 36 | 40 | 44 | 48 | 50 |
|------|-------|-------|-------|-------|-------|-------|-------|-------|-------|-------|-------|-------|-------|-------|-------|-------|-------|-------|-------|
| P.D. | 19.10 | 22.28 | 23.87 | 25.46 | 28.65 | 31.83 | 35.01 | 38.20 | 39.79 | 41.38 | 44.56 | 47.75 | 50.93 | 54.11 | 57.30 | 63.66 | 70.03 | 76.39 | 79.58 |
| O.D. | 17.96 | 21.14 | 22.73 | 24.32 | 27.51 | 30.69 | 33.87 | 37.06 | 38.65 | 40.24 | 43.42 | 46.60 | 49.79 | 52.97 | 56.15 | 62.52 | 68.89 | 75.25 | 78.44 |
| D | 11 | 13 | 15 | 17 | 19 | 19 | 25 | 25 | 30 | 30 | 32 | 35 | 38 | 42 | 44 | 48 | 56 | 58 | 64 |
| F | 22 | 25 | 28 | 30 | 32 | 35 | 40 | 44 | 44 | 48 | 50 | 55 | 55 | 61 | 67 | 67 | 74 | 83 | 87 |
| E | 14 | 16 | 18 | 20 | 23 | 25 | 28 | 32 | 32 | 36 | 38 | 40 | 40 | 46 | 50 | 50 | 58 | 63 | 67 |

Wa. 注意

· 軸孔規格為P、N時，附攻牙孔和固定螺絲

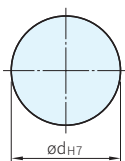
軸孔規格

· 請從下表選出軸孔規格符號與各尺寸
· 軸孔內有可能沒有做表面處理

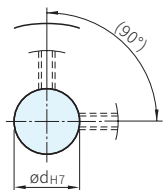
皮帶寬度

| mm | No. | |
|----|--------|--------|
| | P5M100 | P5M150 |
| A | 11.6 | 16.6 |
| W | 16.0 | 21.0 |
| L | 28.0 | 33.0 |

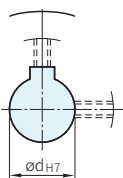
[H] 圓孔



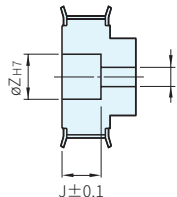
[P] 圓孔+攻牙



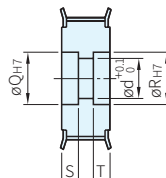
[N] JIS鍵槽孔+攻牙



[V] 軸頸孔

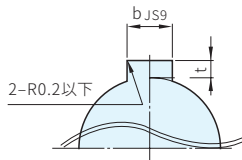


[Y] 兩端軸頸孔



鍵槽尺寸表

| 軸孔 | | | 鍵槽 | | | |
|----|-------|--------|----|---------|-----|-----------|
| 規格 | 軸孔 | 公差 | b | js9 | t | 公差 |
| N | 8 | +0.015 | 3 | ±0.0125 | 1.4 | +0.1 0 |
| N | 10 | 0 | | | | |
| N | 11~12 | +0.018 | 4 | ±0.0150 | 1.8 | |
| N | 13~17 | | 5 | | 2.3 | |
| N | 18 | | 6 | | 2.8 | |
| N | 19~22 | +0.021 | 6 | ±0.0150 | 3.3 | |
| N | 23~30 | 0 | 8 | | | |
| N | 31 | +0.025 | 10 | ±0.0180 | 3.3 | |
| N | | 0 | | | | |



| 型式 | | 皮帶輪 形狀 | 皮帶輪形狀 | | | | | | | | | | | | | | | |
|------------------------------|-----|-----------|-----------------|------------|-------|-------|-------|------------|-----------------|-------|--------------|-------------------|-------|-------|-------|-------|------------|-----------------|
| Type | 齒數 | | 皮帶 寬度 No. | A | | | | | | | B | | | | | | | |
| | | | | (~)指定單位1mm | | | | | | | (~)指定單位1mm | | | | | | | |
| | | | H | P | N | V | | Y | | | H | P | N | V | | | | |
| | | | d | d | d | d | Z | J 0.1mm | Y | Q·R | S·T 0.1mm | d | d | d | d | Z | J 0.1mm | |
| SBSW SBST SBSF SBSM | 12 | P5M100 | A | 5~10 | 5·6 | - | 5~8 | 7~10 | 3.0 ≤ J ≤ W-3.0 | 5~8 | 7~10 | 3~14 S+T ≤ W-3 | 5~7 | - | - | 5 | 7 | 3.0 ≤ J ≤ L-3.0 |
| | 14 | | | 5~11 | 5~8 | - | 5~9 | 7~11 | | 5~9 | 7~11 | | 5~9 | 5 | - | 5~7 | 7~9 | |
| | 15* | | | 5~14 | 5~8 | 8 | 5~12 | 7~14 | | 5~12 | 7~14 | | 5~11 | 5~7 | 8 | 5~9 | 7~11 | |
| | 16 | | | 5~15 | 5~10 | 8 | 5~13 | 7~15 | | 5~13 | 7~15 | | 5~13 | 5~7 | 8 | 5~11 | 7~13 | |
| | 18 | | | 6~17 | 6~13 | 8~11 | 6~15 | 8~17 | | 6~15 | 8~17 | | 6~15 | 6~9 | 8~11 | 6~13 | 8~15 | |
| | 20 | | | 6~17 | 6~15 | 8~11 | 6~15 | 8~17 | | 6~15 | 8~17 | | 6~15 | 6~9 | 8~11 | 6~13 | 8~15 | |
| | 22 | | | 8~22 | 8~17 | 8~15 | 8~20 | 10~22 | | 8~20 | 10~22 | | 8~20 | 8~13 | 8~15 | 8~19 | 10~21 | |
| | 24 | | | 8~22 | 8~20 | 8~15 | 8~20 | 10~22 | | 8~20 | 10~22 | | 8~20 | 8~13 | 8~15 | 8~19 | 10~21 | |
| | 25 | | | 10~25 | 10~20 | 10~18 | 10~23 | 12~25 | | 10~23 | 12~25 | | 10~25 | 10~18 | 10~18 | 10~23 | 12~25 | |
| | 26 | | | 10~25 | 10~20 | 10~18 | 10~23 | 12~25 | | 10~23 | 12~25 | | 10~25 | 10~18 | 10~18 | 10~23 | 12~25 | |
| SBSN SBSS | 28 | P5M150 | B | 10~27 | 10~22 | 10~20 | 10~25 | 12~27 | 3.0 ≤ J ≤ L-3.0 | 10~25 | 12~27 | 3~14 S+T ≤ W-3 | 10~27 | 10~20 | 10~20 | 10~25 | 12~27 | 3.0 ≤ J ≤ L-3.0 |
| | 30 | | | 12~29 | 12~24 | 12~22 | 12~27 | 14~29 | | 12~27 | 14~29 | | 12~29 | 12~23 | 12~22 | 12~27 | 14~29 | |
| | 32 | | | 12~31 | 12~26 | 12~25 | 12~29 | 14~31 | | 12~29 | 14~31 | | 12~29 | 12~26 | 12~25 | 12~29 | 14~31 | |
| | 34* | | | 12~35 | 12~30 | 12~25 | 12~33 | 14~35 | | 12~33 | 14~35 | | 12~35 | 12~30 | 12~25 | 12~33 | 14~35 | |
| | 36 | | | 12~35 | 12~34 | 12~30 | 12~33 | 14~35 | | 12~33 | 14~35 | | 12~35 | 12~32 | 12~30 | 12~33 | 14~35 | |
| | 40 | | | 12~37 | 12~34 | 12~32 | 12~35 | 14~37 | | 12~35 | 14~37 | | 12~37 | 12~34 | 12~32 | 12~35 | 14~37 | |
| | 44 | | | 15~43 | 15~42 | 15~38 | 15~41 | 17~43 | | 15~41 | 17~45 | | 15~43 | 15~42 | 15~38 | 15~41 | 17~43 | |
| | 48 | | | 15~43 | 15~43 | 15~38 | 15~41 | 17~43 | | 15~41 | 17~46 | | 15~43 | 15~43 | 15~38 | 15~41 | 17~43 | |
| | 50 | | | 15~47 | 15~45 | 15~40 | 15~45 | 17~47 | | 15~45 | 17~50 | | 15~47 | 15~45 | 15~40 | 15~45 | 17~47 | |

訂貨： - - - - - - - - 交期: 天

(軸孔規格:H·P·N)

(軸孔規格:V)

(軸孔規格:Y)

SBSW20P5M150 - A - P5
SBSW60P5M100 - B - V20 - Z29 - J22
SBSW36P5M150 - A - Y17 - Q30 - R30 - S7 - T7

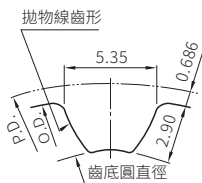
PS 備註

· *符號表示鋼無15·34的齒數

RoHS



| Type | 皮帶寬度 | | 材質 | | 處理 | 附屬品 固定螺絲材質 |
|------|------------------|------------------|-------|------|------|----------------|
| | 15.0mm P8M150 | 25.0mm P8M250 | 皮帶輪 | 法蘭 | | |
| SBSW | ○ | ○ | 鋁合金 | 鋁合金 | 白陽極 | SUS304 |
| SBSF | ○ | ○ | | | 硬質陽極 | |
| SBSM | ○ | ○ | | | 無電解鍍 | |
| SBSN | ○ | ○ | ≈S45C | SPCC | 染黑 | SCM435 (染黑) |
| SBSS | ○ | ○ | | | 無電解鍍 | |

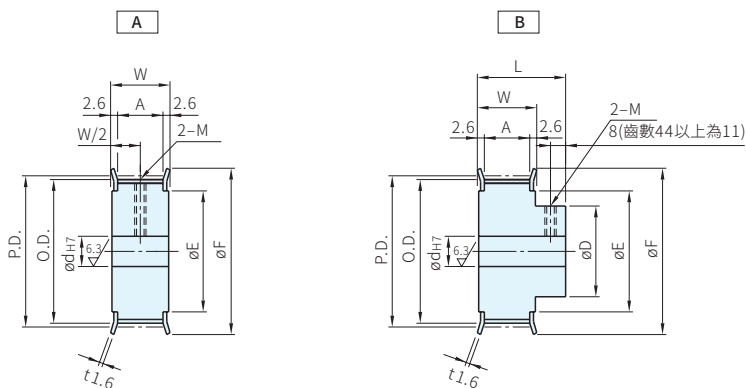


(Pitch=8.0mm)

攻牙孔尺寸表

(軸孔:P·N)

| d _{H7} 軸孔內徑 | M 粗螺紋 | 附屬品 固定螺絲 |
|-------------------------|----------|-------------|
| 12 | M4 | M4 |
| 13~17 | M5 | M5 |
| 18~30 | M6 | M6 |
| 31~45 | M8 | M8 |
| 46~67 | M10 | M10 |



齒數

| mm | 20 | 22 | 24 | 26 | 28 | 30 | 32 | 34 | 36 | 40 | 44 | 48 | 50 |
|------|-------|-------|-------|-------|-------|-------|-------|-------|-------|--------|--------|--------|--------|
| P.D. | 50.93 | 56.02 | 61.12 | 66.21 | 71.30 | 76.39 | 81.49 | 86.58 | 91.67 | 101.86 | 112.05 | 122.23 | 127.32 |
| O.D. | 49.56 | 54.65 | 59.74 | 64.84 | 69.93 | 75.02 | 80.12 | 85.21 | 90.30 | 100.49 | 110.67 | 120.86 | 125.95 |
| D | 36 | 41 | 46 | 51 | 55 | 60 | 65 | 70 | 75 | 85 | 90 | 100 | 100 |
| F | 55 | 61 | 67 | 74 | 80 | 83 | 87 | 95 | 99 | 111 | 119 | 127 | 135 |
| E | 40 | 45 | 50 | 58 | 60 | 63 | 67 | 75 | 80 | 90 | 100 | 105 | 115 |

Wa. 注意

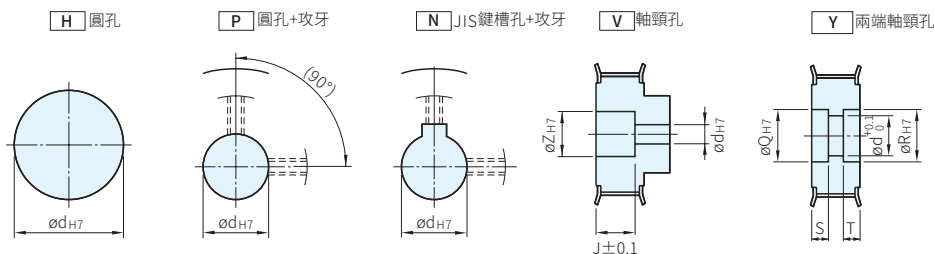
- 軸孔規格為P、N時，附攻牙孔和固定螺絲

軸孔規格

- 請從下表選出軸孔規格符號與各尺寸
- 軸孔內有可能沒有做表面處理

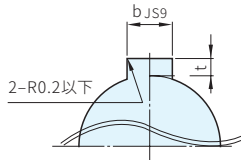
皮帶寬度

| mm | No. | |
|-----------|--------|--------|
| | P8M150 | P8M250 |
| A | 16.8 | 27.8 |
| W | 22.0 | 33.0 |
| L 齒數20~40 | 39.0 | 50.0 |
| L 齒數44~50 | 44.0 | 55.0 |



鍵槽尺寸表

| 軸孔 | | | 鍵槽 | | | |
|----|-------|--------|----|---------|-----|-----------|
| 規格 | 軸孔 | 公差 | b | js9 | t | 公差 |
| N | 8 | +0.015 | 3 | ±0.0125 | 1.4 | +0.1 0 |
| N | 10 | 0 | | | | |
| N | 11~12 | +0.018 | 4 | ±0.0150 | 1.8 | |
| N | 13~17 | | 5 | | 2.3 | |
| N | 18 | | 6 | | 2.8 | |
| N | 19~22 | +0.021 | 6 | ±0.0150 | 3.3 | |
| N | 23~30 | 0 | 8 | | | |
| N | 31 | +0.025 | 10 | ±0.0180 | 3.3 | |



| 型式 | | 皮帶輪 形狀 | 皮帶輪形狀 | | | | | | | | | | | | | | | |
|----------------------|----|-----------|-----------------|------------|-------|-------|-------|------------|-----------------|------------|--------------|-------------------|-------|-------|-------|-------|------------|-----------------|
| Type | 齒數 | | 皮帶 寬度 No. | A | | | | | | B | | | | | | | | |
| | | | | (~)指定單位1mm | | | | | | (~)指定單位1mm | | | | | | | | |
| | | | H | P | N | V | | | Y | | | H | P | N | V | | | |
| | | | d | d | d | d | Z | J 0.1mm | Y | Q·R | S·T 0.1mm | d | d | d | d | Z | J 0.1mm | |
| SBSW SBSF SBSM | 20 | P8M150 | A | 12-27 | 12-27 | 12-22 | 12-19 | 14-23 | 3.0 ≤ J ≤ W-3.0 | 12-22 | 18-26 | 3~23 S+T ≤ W-3 | 12-32 | 12-24 | 12-22 | 12-19 | 14-23 | 3.0 ≤ J ≤ L-3.0 |
| | 22 | | | 12-30 | 12-30 | 12-25 | 12-22 | 14-26 | | 12-25 | 18-30 | | 12-37 | 12-29 | 12-25 | 12-22 | 14-26 | |
| | 24 | | | 12-33 | 12-33 | 12-28 | 12-23 | 14-28 | | 12-30 | 18-35 | | 12-42 | 12-30 | 12-28 | 12-23 | 14-28 | |
| | 26 | | | 16-35 | 16-35 | 16-30 | 16-25 | 18-30 | | 16-30 | 21-40 | | 16-47 | 16-31 | 16-30 | 16-25 | 18-30 | |
| | 28 | | | 16-39 | 16-39 | 16-34 | 16-29 | 18-34 | | 16-30 | 21-42 | | 16-51 | 16-35 | 16-34 | 16-29 | 18-34 | |
| SBSN SBSS | 32 | P8M250 | B | 16-40 | 16-40 | 16-35 | 16-30 | 18-35 | 16-35 | 21-50 | 16-56 | 16-40 | 16-35 | 16-30 | 18-35 | | | |
| | 34 | | | 16-43 | 16-43 | 16-38 | 16-33 | 18-37 | 16-35 | 21-50 | 16-61 | 16-43 | 16-38 | 16-33 | 18-37 | | | |
| | 36 | | | 16-47 | 16-47 | 16-42 | 16-35 | 18-40 | 16-35 | 26-55 | 16-66 | 16-47 | 16-42 | 16-35 | 18-40 | | | |
| | 40 | | | 16-50 | 16-50 | 16-45 | 16-35 | 18-43 | 16-38 | 26-60 | 16-71 | 16-50 | 16-45 | 16-35 | 18-43 | | | |
| | 44 | | | 20-55 | 20-55 | 20-50 | 20-35 | 22-45 | 20-42 | 27-65 | 20-80 | 20-55 | 20-50 | 20-35 | 22-45 | | | |
| | 48 | | | 20-60 | 20-60 | 20-50 | 20-35 | 22-48 | 20-50 | 27-72 | 20-80 | 20-60 | 20-50 | 20-35 | 22-48 | | | |
| | 50 | | | 20-67 | 20-67 | 20-50 | 20-40 | 22-55 | 20-50 | 27-80 | 20-85 | 20-67 | 20-50 | 20-40 | 22-55 | | | |

訂貨： - - - - - - - - 交期: 天

(軸孔規格:H·P·N) SBSW50P8M250 - A - H50

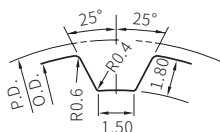
(軸孔規格:V) SBSW48P8M250 - B - V25 - Z43 - J25

(軸孔規格:Y) SBSW36P8M150 - A - Y20 - Q32 - R37 - S7 - T9

RoHS



| Type | 皮帶寬度 | | | | 材質 | | 處理 | 附屬品 固定螺絲材質 |
|------|-----------------|-----------------|-----------------|-----------------|-------|------|------|----------------|
| | 10.0mm T5100 | 15.0mm T5150 | 20.0mm T5200 | 25.0mm T5250 | 皮帶輪 | 法蘭 | | |
| BBSW | ○ | ○ | ○ | ○ | 鋁合金 | 鋁合金 | 白陽極 | SUS304 |
| BBST | ○ | ○ | ○ | ○ | | | | |
| BBSF | ○ | ○ | ○ | ○ | | | | |
| BBSM | ○ | ○ | ○ | ○ | | | | |
| BBSB | ○ | ○ | ○ | ○ | | | | |
| BBSN | ○ | ○ | ○ | ○ | ~S45C | SPCC | - | SCM435 (染黑) |
| BBSS | ○ | ○ | ○ | ○ | | | 無電解鍍 | |



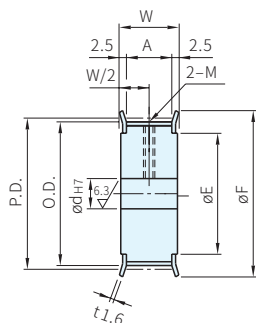
(Pitch=5.0mm)

攻牙孔尺寸表

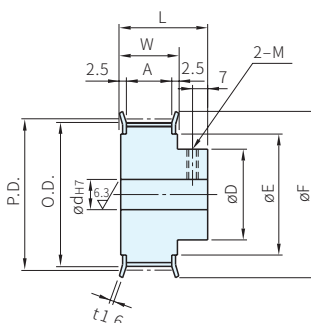
(軸孔:P·N)

| dH7 軸孔內徑 | M 粗螺紋 | 附屬品 固定螺絲 |
|-------------|----------|-------------|
| 5 | M3 | M3 |
| 6~12 | M4 | M4 |
| 13~17 | M5 | M5 |
| 18~30 | M6 | M6 |
| 31~50 | M8 | M8 |

A



B



齒數

| mm | 12 | 14 | 15 | 16 | 18 | 20 | 22 | 24 | 25 | 26 | 28 | 30 | 32 | 34 | 36 | 40 | 44 | 48 | 50 |
|------|-------|-------|-------|-------|-------|-------|-------|-------|-------|-------|-------|-------|-------|-------|-------|-------|-------|-------|-------|
| P.D. | 19.10 | 22.28 | 23.87 | 25.46 | 28.65 | 31.83 | 35.01 | 38.20 | 39.79 | 41.38 | 44.56 | 47.75 | 50.93 | 54.11 | 57.30 | 63.66 | 70.03 | 76.39 | 79.58 |
| O.D. | 18.25 | 21.45 | 23.05 | 24.60 | 27.80 | 31.00 | 34.25 | 37.40 | 39.00 | 40.60 | 43.75 | 46.95 | 50.10 | 53.25 | 56.45 | 62.85 | 69.20 | 75.55 | 78.75 |
| D | - | 14 | 15 | 17 | 19 | 19 | 24 | 27 | 27 | 31 | 32 | 33 | 37 | 40 | 40 | 47 | 50 | 60 | 63 |
| F | 24 | 26 | 28 | 32 | 33 | 36 | 40 | 45 | 45 | 48 | 48 | 52 | 55 | 61 | 61 | 67 | 74 | 83 | 87 |
| E | 12 | 16 | 18 | 20 | 22 | 24 | 27 | 30 | 30 | 35 | 35 | 36 | 40 | 45 | 45 | 50 | 58 | 63 | 67 |

Wa 注意

· 軸孔規格為P、N時，附攻牙孔和固定螺絲

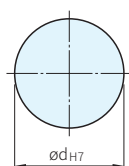
軸孔規格

· 請從下表選出軸孔規格符號與各尺寸
· 軸孔內有可能沒有做表面處理

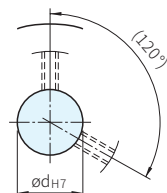
皮帶寬度

| mm | No. | | | |
|----|-------|-------|-------|-------|
| | T5100 | T5150 | T5200 | T5250 |
| A | 11.0 | 17.0 | 22.0 | 27.0 |
| W | 16.0 | 22.0 | 27.0 | 32.0 |
| L | 28.0 | 34.0 | 39.0 | 44.0 |

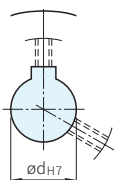
H 圓孔



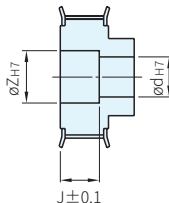
P 圓孔+攻牙



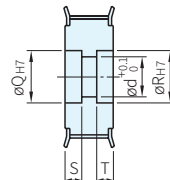
N JIS鍵槽孔+攻牙



V 軸頸孔



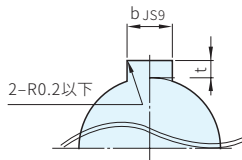
Y 兩端軸頸孔



時規皮帶輪

鍵槽尺寸表

| 軸孔 | | | 鍵槽 | | | |
|----|-------|--------|----|---------|-----|-----------|
| 規格 | 軸孔 | 公差 | b | js9 | t | 公差 |
| N | 8 | +0.015 | 3 | ±0.0125 | 1.4 | +0.1 0 |
| N | 10 | 0 | | | | |
| N | 11~12 | +0.018 | 4 | ±0.0150 | 1.8 | |
| N | 13~17 | | 5 | | 2.3 | |
| N | 18 | | 6 | | 2.8 | |
| N | 19~22 | +0.021 | 6 | ±0.0150 | 3.3 | |
| N | 23~30 | 0 | 8 | | | |
| N | 31 | +0.025 | 10 | ±0.0180 | 3.3 | |



| 型式 | | 皮帶輪 形狀 | 皮帶輪形狀 | | | | | | | | | | | | | | |
|------------------------------|----|-----------|------------|-------|-------|-------|------------|-------|-------|--------------|-----------------|-------|-------|-------|-------|------------|------|
| Type | 齒數 | | A | | | | | | | B | | | | | | | |
| | | | (~)指定單位1mm | | | | | | | (~)指定單位1mm | | | | | | | |
| | | H | P | N | V | | Y | | H | P | N | V | | | | | |
| | | d | d | d | d | Z | J 0.1mm | Y | Q·R | S·T 0.1mm | d | d | d | d | Z | J 0.1mm | |
| BBSW BBST BBSF BBSM | 12 | T5100 | A | 5-8 | 5-8 | 8 | 5-6 | 7-8 | 5-6 | 7-8 | 3-14 S+T≤W-3 | - | - | - | - | - | |
| | 14 | | | 5-12 | 5-10 | 8·10 | 5-10 | 7-12 | 5-10 | 7-12 | | 5-10 | 5-8 | - | 5-8 | 7-10 | |
| | 15 | | 5-14 | 5-10 | 8·10 | 5-12 | 7-14 | 5-12 | 7-14 | 5-11 | | 5-8 | 5-9 | 7-11 | | | |
| | 16 | | 6-16 | 6-12 | 8-12 | 6-14 | 8-16 | 6-14 | 8-16 | 6-14 | | 8-16 | 6-13 | 6-10 | 8 | 6-11 | 8-13 |
| | 18 | | 6-18 | 6-12 | 8-12 | 6-16 | 8-18 | 6-16 | 8-18 | 6-16 | | 8-18 | 6-15 | 6-11 | 8·10 | 6-13 | 8-15 |
| | 20 | | 6-20 | 6-16 | 8-16 | 6-18 | 8-20 | 6-18 | 8-20 | 6-18 | | 8-20 | 6-15 | 6-12 | 8·10 | 6-13 | 8-15 |
| | 22 | | 7-23 | 7-18 | 8-18 | 7-21 | 9-23 | 7-21 | 9-23 | 7-20 | | 7-15 | 8-12 | 7-18 | 9-20 | | |
| | 24 | | 7-26 | 7-20 | 8-20 | 7-24 | 9-26 | 7-24 | 9-26 | 7-23 | | 7-17 | 8-13 | 7-21 | 9-23 | | |
| | 25 | | 7-26 | 7-20 | 8-20 | 7-24 | 9-26 | 7-24 | 9-26 | 7-23 | | 7-18 | 8-15 | 7-21 | 9-23 | | |
| | 26 | | 8-31 | 8-23 | 8-22 | 8-29 | 10-31 | 8-29 | 10-31 | 8-27 | | 8-21 | 8-17 | 8-25 | 10-27 | | |
| BBSB BBSN BBSS | 28 | T5200 | A | 8-31 | 8-24 | 8-24 | 8-29 | 10-31 | 8-29 | 10-31 | 3-14 S+T≤W-3 | 8-28 | 8-22 | 8-18 | 8-26 | 10-28 | |
| | 30 | | | 10-32 | 10-26 | 10-26 | 10-30 | 12-32 | 10-30 | 12-32 | | 10-29 | 10-23 | 10-18 | 10-27 | 12-29 | |
| | 32 | | 10-36 | 10-28 | 10-28 | 10-34 | 12-36 | 10-34 | 12-36 | 10-34 | | 10-27 | 10-22 | 10-31 | 12-33 | | |
| | 34 | | 10-41 | 10-30 | 10-30 | 10-39 | 12-41 | 10-39 | 12-41 | 10-36 | | 10-30 | 10-25 | 10-34 | 12-36 | | |
| | 36 | | 10-41 | 10-30 | 10-30 | 10-39 | 12-41 | 10-39 | 12-41 | 10-36 | | 10-30 | 10-25 | 10-34 | 12-36 | | |
| | 40 | | 10-46 | 10-38 | 10-38 | 10-44 | 12-46 | 10-44 | 12-46 | 10-43 | | 10-37 | 10-30 | 10-41 | 12-43 | | |
| | 44 | | 12-54 | 12-42 | 12-40 | 12-52 | 14-54 | 12-52 | 14-54 | 12-46 | | 12-40 | 12-32 | 12-44 | 14-46 | | |
| | 48 | | 12-59 | 12-47 | 12-40 | 12-57 | 14-59 | 12-57 | 14-59 | 12-56 | | 12-45 | 12-40 | 12-54 | 14-56 | | |
| | 50 | | 12-63 | 12-50 | 12-45 | 12-61 | 14-63 | 12-61 | 14-63 | 12-59 | | 12-47 | 12-45 | 12-57 | 14-59 | | |

訂貨： - - - - - - - - 交期： 天


(軸孔規格:H·P·N)

(軸孔規格:V)

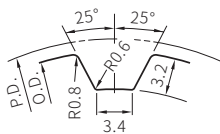
(軸孔規格:Y)

BBSW18T5100 - A - P5
 BBSW30T5200 - A - V10 - Z23 - J16.0
 BBSW48T5150 - A - Y25 - Q42 - R37 - S9 - T7

RoHS



| Type | 皮帶寬度 | | | | | | 材質 | | 處理 | 附屬品 固定螺絲材質 |
|------|------------------|------------------|------------------|------------------|------------------|------------------|-------|------|------|----------------|
| | 15.0mm T10150 | 20.0mm T10200 | 25.0mm T10250 | 30.0mm T10300 | 40.0mm T10400 | 50.0mm T10500 | 皮帶輪 | 法蘭 | | |
| BBSW | ○ | ○ | ○ | ○ | ○ | ○ | 鋁合金 | 鋁合金 | 白陽極 | SUS304 |
| BBST | ○ | ○ | ○ | ○ | ○ | ○ | | | 黑陽極 | |
| BBSF | ○ | ○ | ○ | ○ | ○ | ○ | | | 硬陽極 | |
| BBSM | ○ | ○ | ○ | ○ | ○ | ○ | | | 無電解鍍 | |
| BBSB | ○ | ○ | ○ | ○ | ○ | ○ | ~S45C | SPCC | - | SCM435 (染黑) |
| BBSN | ○ | ○ | ○ | ○ | ○ | ○ | | | 染黑 | |
| BBSS | ○ | ○ | ○ | ○ | ○ | ○ | | | 無電解鍍 | |

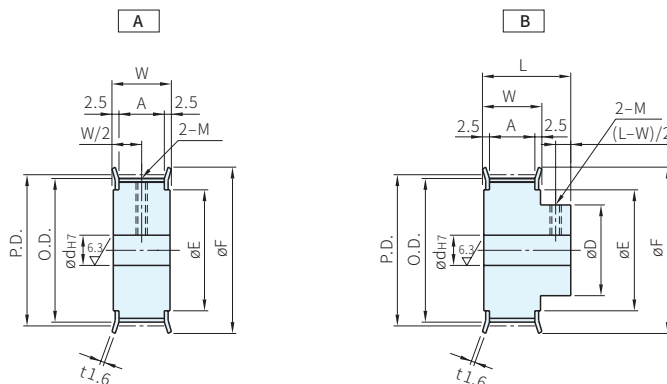


(Pitch=10.0mm)

攻牙孔尺寸表

(軸孔:P·N)

| dH7 軸孔內徑 | M 粗螺紋 | 附屬品 固定螺絲 |
|-------------|----------|-------------|
| 8~12 | M4 | M4 |
| 13~17 | M5 | M5 |
| 18~30 | M6 | M6 |
| 31~45 | M8 | M8 |
| 46~70 | M10 | M10 |



齒數

| mm | 12 | 14 | 15 | 16 | 18 | 20 | 22 | 24 | 25 | 26 | 28 | 30 | 32 | 34 | 36 | 40 | 44 | 48 | 50 |
|------|-------|-------|-------|-------|-------|-------|-------|-------|-------|-------|-------|-------|--------|--------|--------|--------|--------|--------|--------|
| P.D. | 38.20 | 44.56 | 47.75 | 50.93 | 57.30 | 63.66 | 70.03 | 76.39 | 79.58 | 82.76 | 89.13 | 95.49 | 101.86 | 108.23 | 114.59 | 127.32 | 140.06 | 152.79 | 159.15 |
| O.D. | 36.35 | 42.70 | 45.90 | 49.05 | 55.45 | 61.80 | 68.15 | 74.55 | 77.70 | 80.90 | 87.25 | 93.65 | 100.00 | 106.40 | 112.75 | 125.45 | 138.20 | 150.95 | 157.30 |
| D | - | 32 | 33 | 37 | 40 | 47 | 50 | 60 | 63 | 63 | 70 | 75 | 85 | 90 | 95 | 100 | 100 | 100 | 100 |
| F | 40 | 48 | 52 | 58 | 61 | 67 | 80 | 87 | 87 | 87 | 95 | 104 | 111 | 115 | 123 | 135 | 152 | 160 | 170 |
| E | 27 | 35 | 36 | 40 | 45 | 50 | 60 | 67 | 67 | 67 | 75 | 84 | 90 | 95 | 102 | 115 | 130 | 140 | 150 |

Wa 注意

· 軸孔規格為P、N時，附攻牙孔和固定螺絲

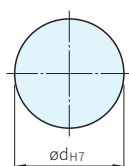
軸孔規格

- 請從下表選出軸孔規格符號與各尺寸
- 軸孔內有可能沒有做表面處理

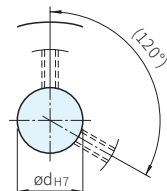
皮帶寬度

| mm | No. | | | | | |
|-----------|--------|--------|--------|--------|--------|--------|
| | T10150 | T10200 | T10250 | T10300 | T10400 | T10500 |
| A | 17 | 22 | 27 | 32 | 43 | 53 |
| W | 22 | 27 | 32 | 37 | 48 | 58 |
| L 齒數12~40 | 37 | 42 | 47 | 52 | 61 | 70 |
| L 齒數44~50 | 37 | 42 | 52 | 57 | 63 | 70 |

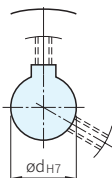
H 圓孔



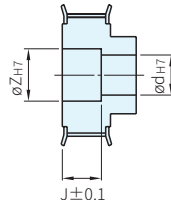
P 圓孔+攻牙



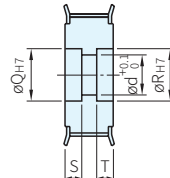
N JIS鍵槽孔+攻牙



V 軸頸孔

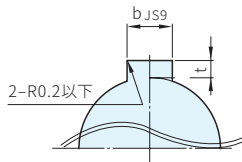


Y 兩端軸頸孔



鍵槽尺寸表

| 軸孔 | | | 鍵槽 | | | |
|----|-------|--------|----|---------|-----|-----------|
| 規格 | 軸孔 | 公差 | b | js9 | t | 公差 |
| N | 8 | +0.015 | 3 | ±0.0125 | 1.4 | +0.1 0 |
| N | 10 | 0 | | | | |
| N | 11~12 | +0.018 | 4 | ±0.0150 | 1.8 | |
| N | 13~17 | | 5 | | 2.3 | |
| N | 18 | | 6 | | 2.8 | |
| N | 19~22 | +0.021 | 6 | ±0.0150 | 3.3 | |
| N | 23~30 | 0 | 8 | | | |
| N | 31 | +0.025 | 10 | ±0.0180 | 3.3 | |



| 型 式 | | | 皮帶輪 形狀 | 皮帶輪形狀 | | | | | | | | | | | | | | |
|------------------------------|----|-----------------|-----------|------------|-------|-------|-------|-------|------------|------------|-------|--------------|-------|-------|-------|-------|-------|------------|
| | | | | A | | | | | | B | | | | | | | | |
| Type | 齒數 | 皮帶 寬度 No. | A | (~)指定單位1mm | | | | | | (~)指定單位1mm | | | | | | | | |
| | | | | H | P | N | V | | | Y | | | H | P | N | V | | |
| | | | | d | d | d | d | Z | J 0.1mm | Y | Q·R | S·T 0.1mm | d | d | d | d | Z | J 0.1mm |
| BBSW BBST BBSF BBSM | 12 | T10150 | A | 8-23 | 8-18 | 8-18 | 8-21 | 10-23 | | 8-21 | 10-23 | | - | - | - | - | - | - |
| | 14 | | | 10-31 | 10-26 | 10-26 | 10-29 | 12-31 | | 10-29 | 12-31 | | 10-28 | 10-22 | 10-20 | 10-26 | 12-28 | |
| | 15 | | | 10-32 | 10-26 | 10-26 | 10-30 | 12-32 | | 10-30 | 12-32 | | 10-29 | 10-23 | 10-20 | 10-27 | 12-29 | |
| | 16 | | | 12-36 | 12-30 | 12-30 | 12-34 | 14-36 | | 12-34 | 14-36 | | 12-33 | 12-27 | 12-22 | 12-31 | 14-33 | |
| | 18 | | | 12-41 | 12-30 | 12-30 | 12-39 | 14-41 | | 12-39 | 14-41 | | 12-36 | 12-30 | 12-25 | 12-34 | 14-36 | |
| | 20 | | | 12-46 | 12-40 | 12-40 | 12-44 | 14-46 | | 12-44 | 14-46 | | 12-43 | 12-35 | 12-29 | 12-41 | 14-43 | |
| | 22 | | | 12-56 | 12-48 | 12-48 | 12-54 | 14-56 | | 12-54 | 14-56 | | 12-46 | 12-38 | 12-32 | 12-44 | 14-46 | |
| | 24 | | | 12-63 | 12-50 | 12-50 | 12-61 | 14-63 | | 12-61 | 14-63 | | 12-56 | 12-46 | 12-40 | 12-54 | 14-56 | |
| | 25 | | | 12-63 | 12-50 | 12-50 | 12-61 | 14-63 | | 12-61 | 14-63 | | 12-59 | 12-49 | 12-43 | 12-57 | 14-59 | |
| | 26 | | | 12-63 | 12-50 | 12-50 | 12-61 | 14-63 | | 12-61 | 14-63 | | 12-59 | 12-49 | 12-43 | 12-57 | 14-59 | |
| BBSB BBSN BBSS | 28 | T10300 | B | 12-68 | 12-57 | 12-50 | 12-66 | 14-68 | | 12-66 | 14-68 | | 12-66 | 12-56 | 12-48 | 12-64 | 14-66 | |
| | 30 | | | 12-76 | 12-65 | 12-55 | 12-74 | 14-76 | | 12-74 | 14-76 | | 12-71 | 12-61 | 12-50 | 12-69 | 14-71 | |
| | 32 | | | 20-80 | 20-70 | 20-55 | 20-80 | 22-82 | | 20-80 | 22-82 | | 20-80 | 20-65 | 20-55 | 20-79 | 22-81 | |
| | 34 | | | 20-80 | 20-70 | 20-55 | 20-80 | 22-92 | | 20-80 | 22-92 | | 20-84 | 20-70 | 20-55 | 20-82 | 22-86 | |
| | 36 | | | 20-85 | 20-70 | 20-55 | 20-83 | 22-94 | | 20-83 | 22-94 | | 20-85 | 20-70 | 20-55 | 20-83 | 22-91 | |
| | 40 | | | 20-85 | 20-70 | 20-55 | 20-83 | 22-95 | | 20-83 | 22-95 | | 20-85 | 20-70 | 20-55 | 20-83 | 22-95 | |
| | 44 | | | 20-85 | 20-70 | 20-55 | 20-83 | 22-95 | | 20-83 | 22-95 | | 20-85 | 20-70 | 20-55 | 20-83 | 22-95 | |
| | 48 | | | 20-85 | 20-70 | 20-55 | 20-83 | 22-95 | | 20-83 | 22-95 | | 20-85 | 20-70 | 20-55 | 20-83 | 22-95 | |
| | 50 | | | 20-85 | 20-70 | 20-55 | 20-83 | 22-95 | | 20-83 | 22-95 | | 20-85 | 20-70 | 20-55 | 20-83 | 22-95 | |


訂貨： - - - - - - - - 交期： 天

(軸孔規格:H·P·N)

(軸孔規格:V)

(軸孔規格:Y)

BBSW16T10500 - A - H10
 BBSW40T10500 - B - V20 - Z38 - J23.5
 BBSW28T10250 - A - Y25 - Q37 - R37 - S7 - T7

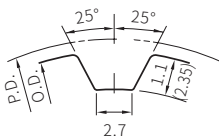


| Type | 皮帶寬度 | | 材質 | | 處理 | 附屬品 固定螺絲材質 |
|------|------------------|------------------|-----|-----|------|---------------|
| | 10.0mm AT5100 | 15.0mm AT5150 | 皮帶輪 | 法蘭 | | |
| BBSW | ○ | ○ | 鋁合金 | 鋁合金 | 白陽極 | SUS304 |
| BBST | ○ | ○ | | | 黑陽極 | |
| BBSF | ○ | ○ | | | 硬陽極 | |
| BBSM | ○ | ○ | | | 無電解鍍 | |

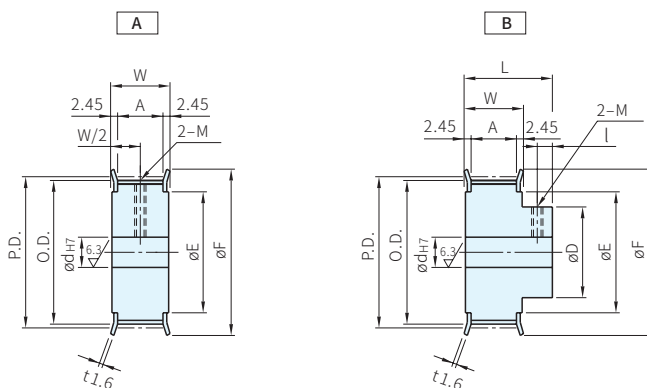
攻牙孔尺寸表

(軸孔:P·N)

| d _{H7} 軸孔內徑 | M 粗螺紋 | 附屬品 固定螺絲 |
|-------------------------|----------|-------------|
| 5 | M3 | M3 |
| 6~12 | M4 | M4 |
| 13~17 | M5 | M5 |
| 18~30 | M6 | M6 |
| 31~45 | M8 | M8 |
| 46~70 | M10 | M10 |



(Pitch=5.0mm)



l=4(齒數15·16)
l=5(齒數18~28)
l=6(齒數30~60)

齒數

| mm | 15 | 16 | 18 | 20 | 22 | 24 | 25 | 26 | 28 | 30 | 32 | 36 | 40 | 44 | 48 | 50 |
|------|-------|-------|-------|-------|-------|-------|-------|-------|-------|-------|-------|-------|-------|-------|-------|-------|
| P.D. | 23.87 | 25.46 | 28.65 | 31.83 | 35.01 | 38.20 | 39.79 | 41.38 | 44.56 | 47.75 | 50.93 | 57.30 | 63.66 | 70.03 | 76.39 | 79.58 |
| O.D. | 22.65 | 24.20 | 27.40 | 30.60 | 33.85 | 37.00 | 38.60 | 40.20 | 43.35 | 46.55 | 49.70 | 56.05 | 62.45 | 68.80 | 75.15 | 78.35 |
| D | 13 | 16 | 16 | 20 | 20 | 25 | 25 | 30 | 30 | 35 | 35 | 40 | 45 | 45 | 45 | 45 |
| F | 28 | 32 | 33 | 36 | 40 | 45 | 45 | 48 | 48 | 55 | 55 | 61 | 67 | 74 | 83 | 87 |
| E | 18 | 20 | 22 | 24 | 27 | 30 | 30 | 35 | 35 | 40 | 40 | 45 | 50 | 58 | 63 | 67 |
| l | 4 | 4 | 5 | 5 | 5 | 5 | 5 | 5 | 5 | 6 | 6 | 6 | 6 | 6 | 6 | 6 |

Wa) 注意

· 軸孔規格為P、N時，附攻牙孔和固定螺絲

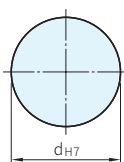
軸孔規格

- 請從下表選出軸孔規格符號與各尺寸
- 軸孔內有可能沒有做表面處理

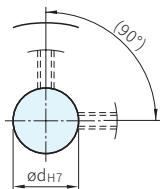
皮帶寬度

| mm | No. | |
|-----------|--------|--------|
| | AT5100 | AT5150 |
| A | 11.6 | 16.6 |
| W | 16.5 | 21.5 |
| L 齒數15·16 | 25.0 | 30.0 |
| L 齒數18~28 | 27.0 | 32.0 |
| L 齒數30~50 | 29.0 | 34.0 |

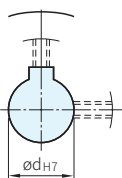
H 圓孔



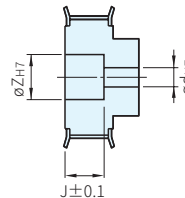
P 圓孔+攻牙



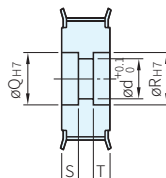
N JIS鍵槽+攻牙



V 軸頸孔

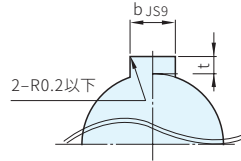


Y 兩端軸頸孔



鍵槽尺寸表

| 軸孔 | | | 鍵槽 | | | |
|----|-------|--------|----|---------|-----|-----------|
| 規格 | 軸孔 | 公差 | b | js9 | t | 公差 |
| N | 8 | +0.015 | 3 | ±0.0125 | 1.4 | +0.1 0 |
| N | 10 | 0 | | | | |
| N | 11~12 | +0.018 | 4 | ±0.0150 | 1.8 | |
| N | 13~17 | | 5 | | 2.3 | |
| N | 18 | | 6 | | 2.8 | |
| N | 19~22 | +0.021 | 6 | ±0.0150 | 3.3 | |
| N | 23~30 | 0 | 8 | | | |
| N | 31 | +0.025 | 10 | ±0.0180 | 3.3 | |
| N | | 0 | | | | |



| 型式 | | 皮帶輪 形狀 | 皮帶輪形狀 | | | | | | | | | | | | | | |
|-------------------------------------|-------|-------------|-----------------|------------|-------|-------|-------|---------------|-------|------------|-------------------|-------|-------|-------|-------|-------|-----------------|
| Type | 齒數 | | 皮帶 寬度 No. | A | | | | | | B | | | | | | | |
| | | | | (~)指定單位1mm | | | | | | (~)指定單位1mm | | | | | | | |
| | | | H | P | N | V | | Y | | | H | P | N | V | | | |
| | | | d | d | d | d | Z | J 0.1mm | Y | Q·R | S·T 0.1mm | d | d | d | d | Z | J 0.1mm |
| (鋁) BBSW BBST BBSF BBSM | 15 | AT5100 A | 5~14 | 5~10 | 8·10 | 5~12 | 7~14 | 2.0 ≤ J ≤ 2.0 | 5~12 | 7~14 | 3~14 S+T ≤ W-3 | 5~10 | 5~8 | - | 5~7 | 7~9 | 2.0 ≤ J ≤ L-2.0 |
| | 16 | | 6~16 | 6~12 | 8~12 | 6~14 | 8~16 | | 6~14 | 8~16 | | 6~12 | 6~10 | 8 | 6~10 | 8~12 | |
| | 18 | | 6~18 | 6~12 | 8~12 | 6~16 | 8~18 | | 6~16 | 8~18 | | 6~12 | 6~11 | 8·10 | 6~10 | 8~12 | |
| | 20 | | 6~20 | 6~16 | 8~16 | 6~18 | 8~20 | | 6~18 | 8~20 | | 6~16 | 6~12 | 8·10 | 6~14 | 8~16 | |
| | 22 | | 7~23 | 7~18 | 8~18 | 7~21 | 9~23 | | 7~21 | 9~23 | | 7~16 | 7~15 | 8~12 | 7~14 | 9~16 | |
| | 24 | | 7~26 | 7~20 | 8~20 | 7~24 | 9~26 | | 7~24 | 9~26 | | 7~22 | 7~17 | 8~13 | 7~19 | 9~21 | |
| | 25 | | 7~26 | 7~20 | 8~20 | 7~24 | 9~26 | | 7~24 | 9~26 | | 7~22 | 7~18 | 8~15 | 7~19 | 9~21 | |
| | 26 | | 8~31 | 8~22 | 8~22 | 8~29 | 10~31 | | 8~29 | 10~31 | | 8~27 | 8~21 | 8~17 | 8~24 | 10~26 | |
| | 28 | | 8~31 | 8~24 | 8~24 | 8~29 | 10~31 | | 8~29 | 10~31 | | 8~27 | 8~22 | 8~18 | 8~24 | 10~26 | |
| | 30 | | 10~33 | 10~26 | 10~26 | 10~31 | 12~33 | | 10~31 | 12~33 | | 10~31 | 10~23 | 10~18 | 10~29 | 12~31 | |
| | 32 | | 10~36 | 10~28 | 10~28 | 10~34 | 12~36 | | 10~34 | 12~36 | | 10~31 | 10~27 | 10~22 | 10~29 | 12~31 | |
| | 36 | | 10~41 | 10~30 | 10~30 | 10~39 | 12~41 | | 10~39 | 12~41 | | 10~36 | 10~30 | 10~25 | 10~34 | 12~36 | |
| | 40 | | 10~46 | 10~38 | 10~38 | 10~44 | 12~46 | | 10~44 | 12~46 | | 10~40 | 10~35 | 10~29 | 10~38 | 12~40 | |
| | 44 | | 12~54 | 12~42 | 12~40 | 12~52 | 14~54 | | 12~52 | 14~54 | | 12~40 | 12~35 | 12~30 | 12~38 | 14~40 | |
| 48 | 12~59 | 12~45 | 12~40 | 12~57 | 14~59 | 12~57 | 14~59 | 12~40 | 12~35 | 12~30 | 12~38 | 14~40 | | | | | |
| 50 | 12~63 | 12~47 | 12~45 | 12~61 | 14~63 | 12~61 | 14~63 | 12~40 | 12~35 | 12~30 | 12~38 | 14~40 | | | | | |

訂貨： - - - - - - - - 交期： 天

(軸孔規格:H·P·N) BBSW30AT5100 - A - H10

(軸孔規格:V) BBSW50AT5150 - B - V20 - Z30 - J20.0

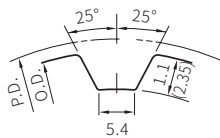
(軸孔規格:Y) BBSW24AT5150 - A - Y25 - Q37 - R37 - S7 - T7



| Type | 皮帶寬度 | | | 材質 | | 處理 | 附屬品 固定螺絲材質 |
|------|-------------------|-------------------|-------------------|-----|-----|------|---------------|
| | 15.0mm AT10150 | 20.0mm AT10200 | 25.0mm AT10250 | 皮帶輪 | 法蘭 | | |
| BBSW | ○ | ○ | ○ | 鋁合金 | 鋁合金 | 白陽極 | SUS304 |
| BBST | ○ | ○ | ○ | | | 黑陽極 | |
| BBSF | ○ | ○ | ○ | | | 硬陽極 | |
| BBSM | ○ | ○ | ○ | | | 無電解鍍 | |

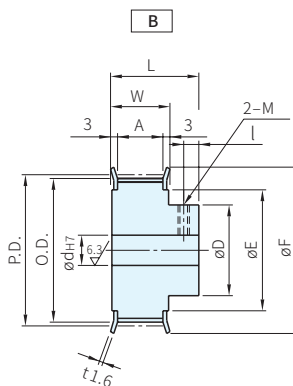
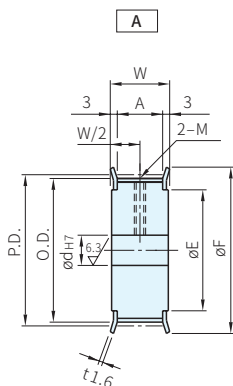
攻牙孔尺寸表

(軸孔:P·N)



(Pitch=10.0mm)

| d _{H7} 軸孔內徑 | M 粗螺紋 | 附屬品 固定螺絲 |
|-------------------------|----------|-------------|
| 5 | M3 | M3 |
| 6~12 | M4 | M4 |
| 13~17 | M5 | M5 |
| 18~30 | M6 | M6 |
| 31~45 | M8 | M8 |
| 46~70 | M10 | M10 |



l=8(齒數14~48)

齒數

| mm | 14 | 15 | 16 | 18 | 20 | 22 | 24 | 25 | 26 | 28 | 30 | 32 | 36 | 40 | 44 | 48 |
|------|-------|-------|-------|-------|-------|-------|-------|-------|-------|-------|-------|--------|--------|--------|--------|--------|
| P.D. | 44.56 | 47.75 | 50.93 | 57.30 | 63.66 | 70.03 | 76.39 | 79.58 | 82.75 | 89.13 | 95.49 | 101.86 | 114.59 | 127.32 | 140.06 | 152.79 |
| O.D. | 42.70 | 45.90 | 49.05 | 55.45 | 61.80 | 68.15 | 74.55 | 77.70 | 80.90 | 87.25 | 93.65 | 100.00 | 112.75 | 125.45 | 138.20 | 150.95 |
| D | 34 | 35 | 35 | 35 | 40 | 40 | 50 | 50 | 50 | 60 | 60 | 60 | 60 | 60 | 60 | 60 |
| F | 52 | 58 | 58 | 61 | 67 | 80 | 87 | 87 | 87 | 95 | 104 | 111 | 123 | 135 | 152 | 160 |
| E | 36 | 40 | 40 | 45 | 50 | 60 | 67 | 67 | 67 | 75 | 84 | 90 | 102 | 115 | 130 | 140 |
| l | 8 | 8 | 8 | 8 | 8 | 8 | 8 | 8 | 8 | 8 | 8 | 8 | 8 | 8 | 8 | 8 |

注意

· 軸孔規格為P、N時，附攻牙孔和固定螺絲

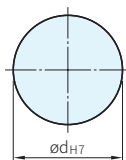
軸孔規格

- 請從下表選出軸孔規格符號與各尺寸
- 軸孔內有可能沒有做表面處理

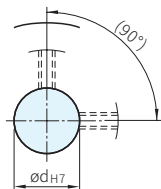
皮帶寬度

| mm | No. | | |
|-----------|---------|---------|---------|
| | AT10150 | AT10200 | AT10250 |
| A | 16.5 | 21.5 | 26.5 |
| W | 22.5 | 27.5 | 32.5 |
| L 齒數14~28 | 38.0 | 43.0 | 48.0 |
| L 齒數30~48 | 40.0 | 45.0 | 50.0 |

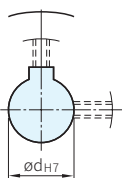
H 圓孔



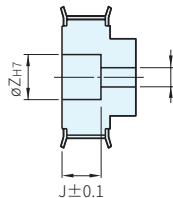
P 圓孔+攻牙



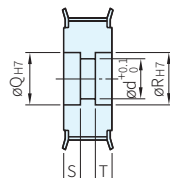
N JIS鍵槽孔+攻牙



V 軸頸孔

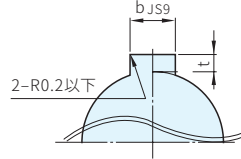


Y 兩端軸頸孔



鍵槽尺寸表

| 軸孔 | | | 鍵槽 | | | |
|----|-------|--------|----|---------|-----|-----------|
| 規格 | 軸孔 | 公差 | b | js9 | t | 公差 |
| N | 8 | +0.015 | 3 | ±0.0125 | 1.4 | +0.1 0 |
| N | 10 | 0 | | | | |
| N | 11~12 | +0.018 | 4 | ±0.0150 | 1.8 | |
| N | 13~17 | | 5 | | 2.3 | |
| N | 18 | | 6 | | 2.8 | |
| N | 19~22 | +0.021 | 6 | ±0.0150 | 3.3 | |
| N | 23~30 | 0 | 8 | | | |
| N | 31 | +0.025 | 10 | ±0.0180 | 3.3 | |
| | | 0 | | | | |



| 型式 | | | 皮帶輪 形狀 | 皮帶輪形狀 | | | | | | | | | | | | | | |
|------------------------------|-------|-----------------|------------|-------|-------|-------|-------|------------|-----------------|-------|--------------|-----------|-------|-------|-------|-------|------------|-----------------|
| | | | | A | | | | | | B | | | | | | | | |
| Type | 齒數 | 皮帶 寬度 No. | (~)指定單位1mm | | | | | | | | | | | | | | | |
| | | | H | P | N | V | | | Y | | | H | P | N | V | | | |
| | | | d | d | d | d | Z | J 0.1mm | Y | Q·R | S·T 0.1mm | d | d | d | d | Z | J 0.1mm | |
| BBSW BBST BBSF BBSM | 14 | AT10150 | A | 10-32 | 10-26 | 10-26 | 10-30 | 12-32 | 3.0 ≤ J ≤ W-3.0 | 10-30 | 12-32 | S+T ≤ W-3 | 10-30 | 10-24 | 10-18 | 10-28 | 12-30 | 3.0 ≤ J ≤ L-3.0 |
| | 15 | | | 10-33 | 10-26 | 10-26 | 10-31 | 12-33 | | 10-31 | 12-33 | | 10-31 | 10-25 | 10-20 | 10-29 | 12-31 | |
| | 16 | | | 12-36 | 12-30 | 12-30 | 12-34 | 14-36 | | 12-34 | 14-36 | | 12-31 | 12-25 | 12-20 | 12-29 | 14-31 | |
| | 18 | | | 12-41 | 12-30 | 12-30 | 12-39 | 14-41 | | 12-39 | 14-41 | | 12-31 | 12-25 | 12-20 | 12-29 | 14-31 | |
| | 20 | | | 12-46 | 12-40 | 12-40 | 12-44 | 14-46 | | 12-44 | 14-46 | | 12-36 | 12-30 | 12-25 | 12-34 | 14-36 | |
| | 22 | | | 12-56 | 12-48 | 12-48 | 12-54 | 14-56 | | 12-54 | 14-56 | | 12-36 | 12-30 | 12-25 | 12-34 | 14-36 | |
| | 24 | | | 12-63 | 12-50 | 12-50 | 12-61 | 14-63 | | 12-61 | 14-63 | | 12-46 | 12-38 | 12-32 | 12-44 | 14-46 | |
| | 25 | | | 12-63 | 12-50 | 12-50 | 12-61 | 14-63 | | 12-61 | 14-63 | | 12-46 | 12-38 | 12-32 | 12-44 | 14-46 | |
| | 26 | | | 12-63 | 12-50 | 12-50 | 12-61 | 14-63 | | 12-61 | 14-63 | | 12-46 | 12-38 | 12-32 | 12-44 | 14-46 | |
| | 28 | | | 12-68 | 12-57 | 12-55 | 12-66 | 14-68 | | 12-66 | 14-68 | | 12-55 | 12-45 | 12-40 | 12-53 | 14-55 | |
| | 30 | | | 12-76 | 12-65 | 12-55 | 12-74 | 14-76 | | 12-74 | 14-76 | | 12-55 | 12-45 | 12-40 | 12-53 | 14-55 | |
| | 32 | | | 20-80 | 20-70 | 20-55 | 20-80 | 22-82 | | 20-80 | 22-82 | | 20-55 | 20-45 | 20-40 | 20-53 | 20-55 | |
| | 36 | | | 20-85 | 20-70 | 20-55 | 20-85 | 22-94 | | 20-85 | 22-94 | | 20-55 | 20-45 | 20-40 | 20-53 | 20-55 | |
| | 40 | | | 20-85 | 20-70 | 20-55 | 20-85 | 22-95 | | 20-85 | 22-95 | | 20-55 | 20-45 | 20-40 | 20-53 | 20-55 | |
| 44 | 20-85 | 20-70 | 20-55 | 20-85 | 22-95 | 20-85 | 22-95 | 20-55 | 20-45 | 20-40 | 20-53 | 20-55 | | | | | | |
| 48 | 20-85 | 20-70 | 20-55 | 20-85 | 22-95 | 20-85 | 22-95 | 20-55 | 20-45 | 20-40 | 20-53 | 20-55 | | | | | | |

訂貨： - - - - - - - - 交期： 天

(軸孔規格:H·P·N) BBSW24AT10150 - A - H10

(軸孔規格:V) BBSW30AT10200 - B - V20 - Z30 - J20.0

(軸孔規格:Y) BBSW30AT10250 - A - Y25 - Q37 - R37 - S7 - T7

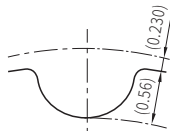
RoHS



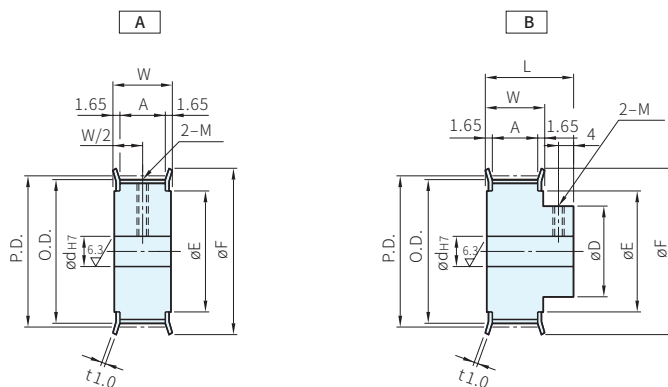
| Type | 皮帶寬度 | 材質 | | 處理 | 附屬品 固定螺絲材質 |
|------|------------------|-----|-----|-----|---------------|
| | 4.0mm GT15040 | 皮帶輪 | 法蘭 | | |
| HSW | ○ | 鋁合金 | 鋁合金 | 白陽極 | SUS304 |

攻牙孔尺寸表
(軸孔:P·N)

| d _{H7} 軸孔內徑 | M 粗螺紋 | 附屬品 固定螺絲 |
|-------------------------|----------|-------------|
| 5 | M3 | M3 |
| 6~22 | M4 | M4 |



(Pitch=1.5mm)



齒數

| mm | 18 | 20 | 24 | 30 | 36 |
|------|------|------|-------|-------|-------|
| P.D. | 8.59 | 9.55 | 11.46 | 14.32 | 17.19 |
| O.D. | 8.13 | 9.09 | 11.00 | 13.86 | 16.73 |
| D | - | - | - | 8 | 10 |
| F | 13 | 14 | 16 | 18 | 22 |
| E | 6 | 7 | 8 | 10 | 13 |

Wa 注意

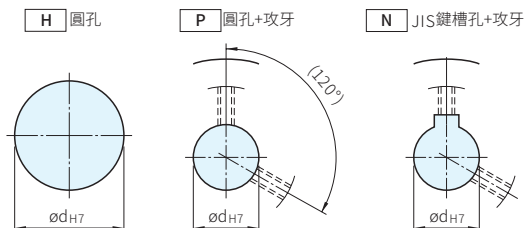
· 軸孔規格為P、N時，附攻牙孔和固定螺絲

皮帶寬度

| mm | No. GT15040 |
|----|----------------|
| A | 5.0 |
| W | 8.3 |
| L | 16.0 |

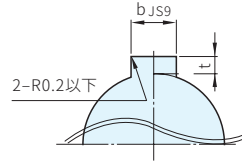
軸孔規格

- 請從下表選出軸孔規格符號與各尺寸
- 軸孔內有可能沒有做表面處理



鍵槽尺寸表

| 軸孔 | | | 鍵槽 | | | |
|----|-------|-------------|----|---------|-----------|-----------|
| 規格 | 軸孔 | 公差 | b | js9 | t | 公差 |
| N | 8 | +0.015 0 | 3 | ±0.0125 | 1.4 | +0.1 0 |
| N | 10 | +0.018 0 | 4 | ±0.0150 | 1.8 | |
| N | 11~12 | | 5 | | 2.3 | |
| N | 13~17 | | 6 | | 2.8 | |
| N | 18 | +0.021 0 | 6 | ±0.0150 | +0.2 0 | |
| N | 19~22 | +0.025 0 | 8 | ±0.0180 | | 3.3 |
| N | 23~30 | | 10 | | | |



| 型式 | | | 皮帶輪 形狀 | 皮帶輪形狀 | | | | |
|------------|----|-----------------|-----------|--------------|--------------|---|--------------|--------------|
| | | | | A | | | B | |
| Type | 齒數 | 皮帶 寬度 No. | | 軸孔規格d(選擇) | | | 軸孔規格d(選擇) | |
| | | | | H | P | N | H | P |
| | | | d | d | d | d | d | |
| (鋁) HSW | 18 | GT15040 | A | 3 | - | - | - | - |
| | 20 | | | 3·4 | - | - | - | - |
| | 24 | | | 4·5 | 5 | - | - | - |
| | 30 | | B | 4·5·6 | 5·6 | - | 4 | 5·6 |
| | 36 | | | 5·6·6.35·7·8 | 5·6·6.35·7·8 | 8 | 5·6·6.35·7·8 | 5·6·6.35·7·8 |

訂貨： - - 交期：

HSW36GT15040 - B - H8

RoHS

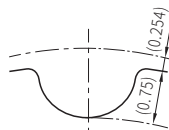


| Type | 皮帶寬度 | | | 材質 | | 處理 | 附屬品 固定螺絲材質 |
|------|-----------------|-----------------|-----------------|-----|-----|-----|---------------|
| | 4.0mm GT2040 | 6.0mm GT2060 | 9.0mm GT2090 | 皮帶輪 | 法蘭 | | |
| HSW | ○ | ○ | ○ | 鋁合金 | 鋁合金 | 白陽極 | SUS304 |

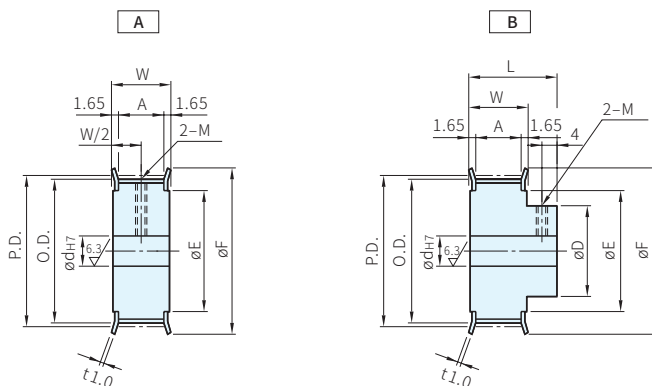
攻牙孔尺寸表

(軸孔:P·N)

| d _{H7} 軸孔內徑 | M 粗螺紋 | 附屬品 固定螺絲 |
|-------------------------|----------|-------------|
| 5 | M3 | M3 |
| 6~22 | M4 | M4 |



(Pitch=2.0mm)



齒數

| mm | 14 | 15 | 16 | 18 | 20 | 21 | 22 | 24 | 25 | 26 | 28 | 30 | 32 | 34 | 36 | 38 | 40 | 44 | 48 | 50 |
|------|------|------|-------|-------|-------|-------|-------|-------|-------|-------|-------|-------|-------|-------|-------|-------|-------|-------|-------|-------|
| P.D. | 8.91 | 9.55 | 10.19 | 11.46 | 12.73 | 13.37 | 14.01 | 15.28 | 15.92 | 16.55 | 17.83 | 19.10 | 20.37 | 21.65 | 22.92 | 24.19 | 25.46 | 28.01 | 30.56 | 31.83 |
| O.D. | 8.40 | 9.04 | 9.68 | 10.95 | 12.22 | 12.86 | 13.50 | 14.77 | 15.41 | 16.04 | 17.32 | 18.59 | 19.86 | 21.14 | 22.41 | 23.68 | 24.95 | 27.50 | 30.05 | 31.32 |
| D | - | - | - | - | - | - | 8 | 10 | 10 | 10 | 10 | 11 | 13 | 14 | 14 | 16 | 17 | 19 | 22 | 22 |
| F | 13 | 14 | 14 | 16 | 17 | 18 | 18 | 20 | 20 | 21 | 23 | 24 | 25 | 27 | 27 | 29 | 30 | 32 | 35 | 36 |
| E | 6 | 7 | 7 | 8 | 9 | 10 | 10 | 12 | 12 | 12 | 14 | 15 | 17 | 18 | 18 | 20 | 21 | 23 | 26 | 27 |

Wa 注意

· 軸孔規格為P、N時，附攻牙孔和固定螺絲

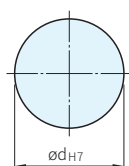
軸孔規格

- 請從下表選出軸孔規格符號與各尺寸
- 軸孔內有可能沒有做表面處理

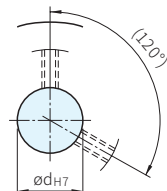
皮帶寬度

| mm | No. | | |
|----|--------|--------|--------|
| | GT2040 | GT2060 | GT2090 |
| A | 5.0 | 7.0 | 10.0 |
| W | 8.3 | 10.3 | 13.3 |
| L | 16.0 | 18.0 | 21.0 |

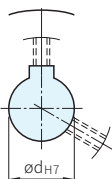
H 圓孔



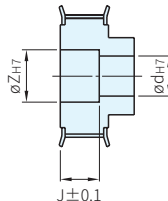
P 圓孔+攻牙



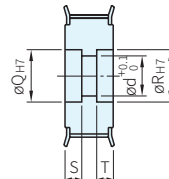
N JIS鍵槽孔+攻牙



V 軸頸孔

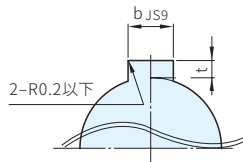


Y 兩端軸頸孔



鍵槽尺寸表

| 軸孔 | | | 鍵槽 | | | |
|----|-------|-------------|----|---------|-----|-----------|
| 規格 | 軸孔 | 公差 | b | js9 | t | 公差 |
| N | 8 | +0.015 0 | 3 | ±0.0125 | 1.4 | +0.1 0 |
| N | 10 | +0.018 0 | 4 | ±0.0150 | 1.8 | |
| N | 11~12 | | 5 | | 2.3 | |
| N | 13~17 | | 6 | | 2.8 | |
| N | 18 | +0.021 0 | 6 | ±0.0150 | 3.3 | +0.2 0 |
| N | 19~22 | | 8 | | | |
| N | 23~30 | +0.025 0 | 8 | ±0.0180 | 3.3 | |
| N | 31 | | 10 | | | |



| 型式 | | | 皮帶輪 形狀 | 皮帶輪形狀 | | | | | | | | | | | | | | | |
|------------|------|-----------------|-----------|-----------------|-----------------|-----------------|-----------------|-----------------|-----------|-----------------|--------------|------|------|------|------|-------|-----------------|------|-----------------|
| | | | | A (~)指定單位1mm | | | | | | B (~)指定單位1mm | | | | | | | | | |
| Type | 齒數 | 皮帶 寬度 No. | H | P | N | V | | | Y | | | H | P | N | V | | | | |
| | | | d | d | d | d | Z | J 0.1mm | Y | Q·R | S·T 0.1mm | d | d | d | d | Z | J 0.1mm | | |
| (鋁) HSW | 14 | GT2040 | A | 3 | - | - | - | - | - | - | - | - | - | - | - | - | - | | |
| | 15 | | 3·4 | - | - | - | - | - | - | - | - | - | - | - | - | - | - | - | |
| | 16 | | 3·4 | - | - | - | - | - | - | - | - | - | - | - | - | - | - | - | |
| | 18 | | 4 | - | - | - | - | - | - | - | - | - | - | - | - | - | - | - | |
| | 20 | | 4·5 | - | - | - | - | - | - | - | - | - | - | - | - | - | - | - | |
| | 21 | | 4·6 | - | - | - | - | - | - | - | - | - | - | - | - | - | - | - | |
| | 22 | | 4·6 | B | 4 | 6 | - | - | - | 4 | 6 | - | 4 | - | - | - | - | - | |
| | 24 | | 5·8 | 5·6 | 7·8 | - | - | - | 5·6 | 7·8 | - | 5·6 | 7·8 | 5·6 | - | - | - | - | |
| | 25 | | 5·8 | 5·6 | 7·8 | - | - | - | 5·6 | 7·8 | - | 5·6 | 7·8 | 5·7 | - | - | - | - | |
| | 26 | | 5·8 | 5·6 | 7·8 | - | - | - | 5·6 | 7·8 | - | 5·6 | 7·8 | 5·8 | - | - | - | - | |
| | 28 | | 5·10 | 5·8 | 7·10 | - | - | - | 5·8 | 7·10 | - | 5·8 | 7·10 | 5·8 | - | - | - | - | |
| | 30 | | 5·11 | 5·9 | 7·11 | - | - | - | 5·9 | 7·11 | - | 5·8 | 7·11 | 5·8 | - | - | 5 | 7 | |
| | 32 | | 5·13 | 5·10 | 5·11 | 7·13 | 2~11 | 2.0 ≤ J ≤ W-2.0 | 5·11 | 7·13 | 3~5 | 5·9 | 5·6 | 5·9 | 5·6 | - | 5·7 | 7·9 | 2~19 |
| | 34 | | 6·14 | 6·10 | 6·12 | 8·14 | 2.0 ≤ J ≤ W-2.0 | 2.0 ≤ J ≤ W-2.0 | 6·12 | 8·14 | S+T ≤ W-3 | 6·10 | 6·8 | 6·10 | 6·8 | - | 6·8 | 8·10 | 2.0 ≤ J ≤ L-2.0 |
| | 36 | | 6·14 | 6·10 | 6·12 | 8·14 | 2.0 ≤ J ≤ W-2.0 | 2.0 ≤ J ≤ W-2.0 | 6·12 | 8·14 | S+T ≤ W-3 | 6·10 | 6·8 | 6·10 | 6·8 | - | 6·8 | 8·10 | 2.0 ≤ J ≤ L-2.0 |
| | 38 | | 6·16 | 6·10 | 6·14 | 8·16 | 2.0 ≤ J ≤ W-2.0 | 2.0 ≤ J ≤ W-2.0 | 6·14 | 8·16 | S+T ≤ W-3 | 6·12 | 6·8 | 6·12 | 6·8 | - | 6·10 | 8·12 | 2.0 ≤ J ≤ L-2.0 |
| | 40 | | 6·17 | 6·12 | 6·15 | 8·17 | 2.0 ≤ J ≤ W-2.0 | 2.0 ≤ J ≤ W-2.0 | 6·15 | 8·17 | S+T ≤ W-3 | 6·13 | 6·10 | 6·13 | 6·10 | - | 6·11 | 8·13 | 2.0 ≤ J ≤ L-2.0 |
| 44 | 6·19 | 6·13 | 6·17 | 8·19 | 2.0 ≤ J ≤ W-2.0 | 2.0 ≤ J ≤ W-2.0 | 6·17 | 8·19 | S+T ≤ W-3 | 6·15 | 6·12 | 6·15 | 6·12 | - | 6·13 | 8·15 | 2.0 ≤ J ≤ L-2.0 | | |
| 48 | 8·22 | 8·15 | 8·20 | 10·22 | 2.0 ≤ J ≤ W-2.0 | 2.0 ≤ J ≤ W-2.0 | 8·20 | 10·22 | S+T ≤ W-3 | 8·18 | 8·12 | 8 | 8 | - | 8·16 | 10·18 | 2.0 ≤ J ≤ L-2.0 | | |
| 50 | 8·23 | 8·16 | 8·21 | 10·23 | 2.0 ≤ J ≤ W-2.0 | 2.0 ≤ J ≤ W-2.0 | 8·21 | 10·23 | S+T ≤ W-3 | 8·18 | 8·12 | 8 | 8 | - | 8·16 | 10·18 | 2.0 ≤ J ≤ L-2.0 | | |

訂貨： - - 交期： 天
HSW32GT2060 - B - H8

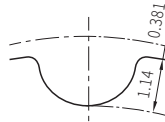


| Type | 皮帶寬度 | | | 材質 | | 處理 | 附屬品 固定螺絲材質 |
|------|-----------------|-----------------|------------------|-------|------|-----|---------------|
| | 6.0mm GT3060 | 9.0mm GT3090 | 15.0mm GT3150 | 皮帶輪 | 法蘭 | | |
| HSW | ○ | ○ | ○ | 鋁合金 | 鋁合金 | 白陽極 | SUS304 |
| HSB | ○ | ○ | ○ | ≈S45C | SPCC | - | SCM435 |
| HSN | ○ | ○ | ○ | | | 染黑 | (染黑) |

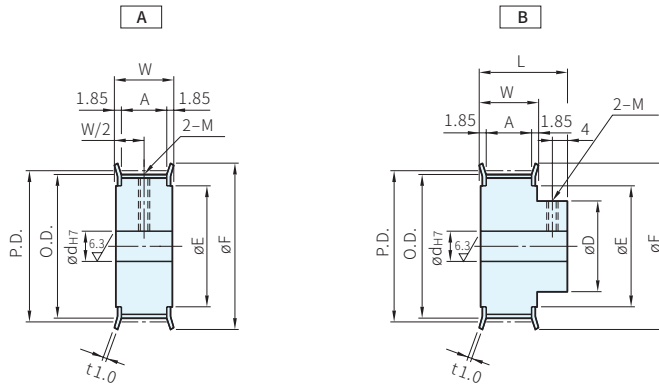
攻牙孔尺寸表

(軸孔:P·N)

| d _{H7} 軸孔內徑 | M 粗螺紋 | 附屬品 固定螺絲 |
|-------------------------|----------|-------------|
| 4~5 | M3 | M3 |
| 6~17 | M4 | M4 |
| 18~38 | M5 | M5 |



(Pitch=3.0mm)



齒數

| mm | 16 | 18 | 20 | 22 | 24 | 25 | 26 | 28 | 30 | 32 | 34 | 36 | 40 | 44 | 48 | 50 |
|------|-------|-------|-------|-------|-------|-------|-------|-------|-------|-------|-------|-------|-------|-------|-------|-------|
| P.D. | 15.28 | 17.19 | 19.10 | 21.01 | 22.92 | 23.87 | 24.83 | 26.74 | 28.65 | 30.56 | 32.47 | 34.38 | 38.20 | 42.02 | 45.84 | 47.75 |
| O.D. | 14.52 | 16.43 | 18.34 | 20.25 | 22.16 | 23.11 | 24.07 | 25.98 | 27.89 | 29.80 | 31.71 | 33.62 | 37.44 | 41.26 | 45.08 | 46.99 |
| D | - | - | - | 12 | 14 | 14 | 15 | 17 | 19 | 20 | 22 | 24 | 28 | 30 | 32 | 34 |
| F | 19 | 21 | 23 | 24 | 26 | 27 | 28 | 30 | 32 | 34 | 36 | 38 | 42 | 46 | 49 | 51 |
| E | 11 | 12 | 14 | 16 | 18 | 18 | 19 | 21 | 23 | 25 | 27 | 29 | 33 | 36 | 40 | 42 |

Wa) 注意

· 軸孔規格為P、N時，附攻牙孔和固定螺絲

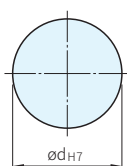
軸孔規格

- 請從下表選出軸孔規格符號與各尺寸
- 軸孔內有可能沒有做表面處理

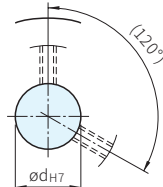
皮帶寬度

| mm | No. | | |
|----|--------|--------|--------|
| | GT3060 | GT3090 | GT3150 |
| A | 7.3 | 10.3 | 16.3 |
| W | 11.0 | 14.0 | 20.0 |
| L | 19.0 | 22.0 | 28.0 |

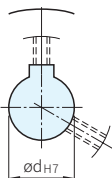
H 圓孔



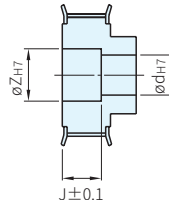
P 圓孔+攻牙



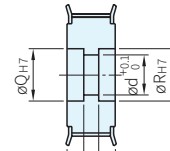
N JIS鍵槽孔+攻牙



V 軸頸孔



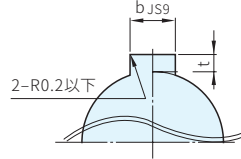
Y 兩端軸頸孔



時規皮帶輪

鍵槽尺寸表

| 軸孔 | | | 鍵槽 | | | |
|----|-------|-------------|----|---------|-----------|-----------|
| 規格 | 軸孔 | 公差 | b | js9 | t | 公差 |
| N | 8 | +0.015 0 | 3 | ±0.0125 | 1.4 | +0.1 0 |
| N | 10 | +0.018 0 | 4 | ±0.0150 | 1.8 | |
| N | 11~12 | | 5 | | 2.3 | |
| N | 13~17 | | 6 | | 2.8 | |
| N | 18 | +0.021 0 | 6 | ±0.0150 | +0.2 0 | |
| N | 19~22 | +0.025 0 | 8 | ±0.0180 | | 3.3 |
| N | 23~30 | | 10 | | | |



| 型式 | | 皮帶輪 形狀 | 皮帶輪形狀 | | | | | | | | | | | | | | | | |
|-------------------|-------|-----------|-----------------|-----------------|-------|-------|-------|------------|-------------|-------|--------------|---------|-----------------|-------|-------|-------|------------|---|---|
| Type | 齒數 | | 皮帶 寬度 No. | A (~)指定單位1mm | | | | | | | | | B (~)指定單位1mm | | | | | | |
| | | | | H | P | N | V | | Y | | | H | P | N | V | | | | |
| | | | d | d | d | d | Z | J 0.1mm | Y | Q·R | S·T 0.1mm | d | d | d | d | Z | J 0.1mm | | |
| (鋁) HSW | 16 | GT3060 | A | 4~7 | - | - | 4·5 | 6·7 | - | 4·5 | 6·7 | - | - | - | - | - | - | | |
| | 18 | | | 5~8 | 5 | - | 5·6 | 7·8 | - | 5·6 | 7·8 | - | - | - | - | - | - | - | |
| | 20 | | | 5~10 | 5·6 | - | 5~8 | 7~10 | - | 5~8 | 7~10 | - | - | - | - | - | - | - | - |
| | 22 | | | 6~12 | 6~7 | - | 6~10 | 8~12 | - | 6~10 | 8~12 | - | 6~8 | - | - | 6 | 8 | - | - |
| | 24 | | | 6~14 | 6~8 | - | 6~12 | 8~14 | - | 6~12 | 8~14 | - | 6~10 | 6 | - | 6~8 | 8~10 | - | - |
| (鋼) HSB HSN | 25 | GT3090 | A | 6~14 | 6~10 | - | 6~12 | 8~14 | - | 6~12 | 8~14 | - | 6~10 | 6 | - | 6~8 | 8~10 | | |
| | 26 | | | 6~15 | 6~11 | 8 | 6~13 | 8~15 | - | 6~13 | 8~15 | - | 6~11 | 6 | - | 6~9 | 8~11 | | |
| | 28 | | | 6~17 | 6~13 | 8·10 | 6~15 | 8~17 | 2~18 | 6~15 | 8~17 | 3~14 | 6~13 | 6~8 | - | 6~11 | 8~13 | | |
| | 30 | | | 6~19 | 6~14 | 8·10 | 6~17 | 8~19 | 2.0≤J≤W-2.0 | 6~17 | 8~19 | S+T≤W-3 | 6~15 | 6~10 | 8 | 6~13 | 8~15 | | |
| | 32 | | | 6~21 | 6~14 | 8~12 | 6~19 | 8~21 | - | 6~19 | 8~21 | - | 6~16 | 6~10 | 8 | 6~14 | 8~16 | | |
| | 34 | | | 8~23 | 8~16 | 8~13 | 8~21 | 10~23 | - | 8~21 | 10~23 | - | 8~20 | 8~12 | 8~10 | 8~18 | 10~20 | | |
| | 36 | | | 8~25 | 8~18 | 8~14 | 8~23 | 10~25 | - | 8~23 | 10~25 | - | 8~20 | 8~14 | 8~12 | 8~18 | 10~20 | | |
| | 40 | | | 8~29 | 8~23 | 8~17 | 8~27 | 10~29 | - | 8~27 | 10~29 | - | 8~24 | 8~18 | 8~15 | 8~22 | 10~24 | | |
| | 44 | | | 10~32 | 10~25 | 10~20 | 10~30 | 12~32 | - | 10~30 | 12~32 | - | 10~26 | 10~20 | 10~15 | 10~24 | 12~26 | | |
| | 48 | | | 10~36 | 10~25 | 10~23 | 10~34 | 12~36 | - | 10~34 | 12~36 | - | 10~28 | 10~22 | 10~17 | 10~26 | 12~28 | | |
| 50 | 10~38 | 10~28 | 10~24 | 10~36 | 12~38 | - | 10~36 | 12~38 | - | 10~30 | 10~23 | 10~18 | 10~28 | 12~30 | | | | | |

訂貨： - - - - - - - - 交期: 天

(軸孔規格:H·P)

HSW30GT3060 - A - H10

(軸孔規格:V)

HSW40GT3150 - B - V12 - Z14 - J18.0

(軸孔規格:Y)

HSW36GT3090 - A - Y15 - Q18 - R20 - S3 - T4

RoHS

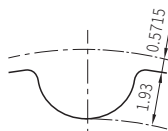


| Type | 皮帶寬度 | | | 材質 | | 處理 | 附屬品 固定螺絲材質 |
|------|-----------------|------------------|------------------|-------|------|-----|---------------|
| | 9.0mm GT5090 | 12.0mm GT5120 | 15.0mm GT5150 | 皮帶輪 | 法蘭 | | |
| HSW | ○ | ○ | ○ | 鋁合金 | 鋁合金 | 白陽極 | SUS304 |
| HSB | ○ | ○ | ○ | ≈S45C | SPCC | - | SCM435 |
| HSN | ○ | ○ | ○ | | | 染黑 | (染黑) |

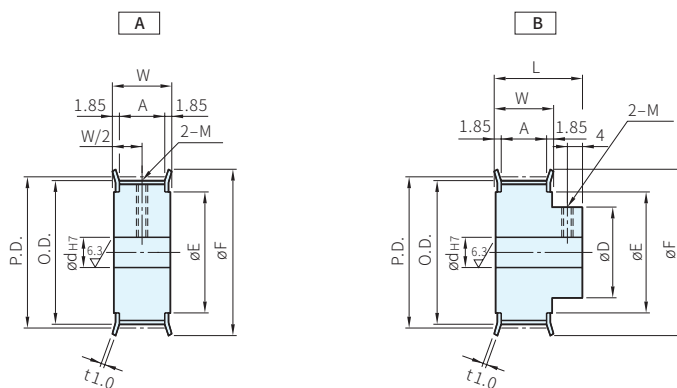
攻牙孔尺寸表

(軸孔:P·N)

| dH7 軸孔內徑 | M 粗螺紋 | 附屬品 固定螺絲 |
|-------------|----------|-------------|
| 6~12 | M4 | M4 |
| 13~30 | M5 | M5 |
| 31~45 | M6 | M6(僅限A形) |



(Pitch=5.0mm)



齒數

| mm | 14 | 15 | 16 | 18 | 20 | 22 | 24 | 25 | 26 | 28 | 30 | 32 | 34 | 36 | 40 | 44 | 48 | 50 |
|------|-------|-------|-------|-------|-------|-------|-------|-------|-------|-------|-------|-------|-------|-------|-------|-------|-------|-------|
| P.D. | 22.28 | 23.87 | 25.46 | 28.65 | 31.83 | 35.01 | 38.20 | 39.79 | 41.38 | 44.56 | 47.75 | 50.93 | 54.11 | 57.30 | 63.66 | 70.03 | 76.39 | 79.58 |
| O.D. | 21.14 | 22.73 | 24.32 | 27.51 | 30.69 | 33.87 | 37.06 | 38.65 | 40.24 | 43.42 | 46.61 | 49.79 | 52.97 | 56.16 | 62.52 | 68.89 | 75.25 | 78.44 |
| D | 12 | 13 | 15 | 18 | 20 | 22 | 26 | 28 | 28 | 30 | 32 | 34 | 36 | 38 | 40 | 42 | 46 | 46 |
| F | 26 | 27 | 29 | 32 | 35 | 39 | 42 | 43 | 45 | 48 | 51 | 55 | 58 | 61 | 67 | 74 | 80 | 83 |
| E | 16 | 17 | 19 | 22 | 24 | 27 | 30 | 32 | 33 | 36 | 39 | 42 | 46 | 49 | 55 | 62 | 68 | 71 |

Wa 注意

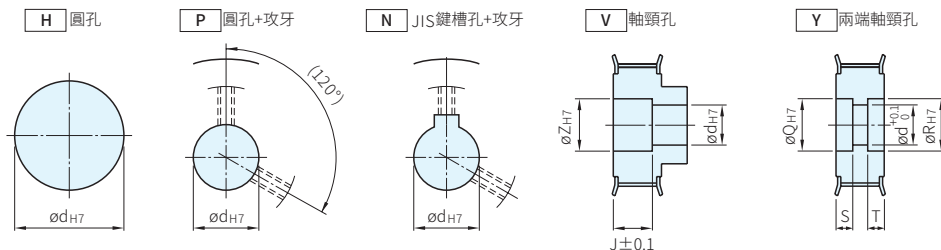
· 軸孔規格為P、N時，附攻牙孔和固定螺絲

軸孔規格

- 請從下表選出軸孔規格符號與各尺寸
- 軸孔內有可能沒有做表面處理

皮帶寬度

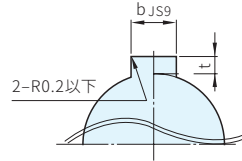
| mm | No. | | |
|----|--------|--------|--------|
| | GT5090 | GT5120 | GT5150 |
| A | 10.3 | 13.3 | 16.3 |
| W | 14.0 | 17.0 | 20.0 |
| L | 22.0 | 25.0 | 28.0 |



時規皮帶輪

鍵槽尺寸表

| 軸孔 | | | 鍵槽 | | | |
|----|-------|-------------|----|---------|-----|-----------|
| 規格 | 軸孔 | 公差 | b | js9 | t | 公差 |
| N | 8 | +0.015 0 | 3 | ±0.0125 | 1.4 | +0.1 0 |
| N | 10 | +0.018 0 | 4 | ±0.0150 | 1.8 | |
| N | 11~12 | | 5 | | 2.3 | |
| N | 13~17 | | 6 | | 2.8 | |
| N | 18 | +0.021 0 | 6 | ±0.0150 | 3.3 | |
| N | 19~22 | | 8 | | | |
| N | 23~30 | +0.025 0 | 8 | ±0.0180 | 3.3 | |
| N | 31 | | 10 | | | |



| 型式 | | | 皮帶輪 形狀 | 皮帶輪形狀 | | | | | | | | | | | | | |
|-------------------|----|-----------------|-----------|------------|-------|-------|-------|---------------------|-------|------------|-----------------|-------|-------|-------|-------|-------|---------------------|
| Type | 齒數 | 皮帶 寬度 No. | | A | | | | | | B | | | | | | | |
| | | | | (~)指定單位1mm | | | | | | (~)指定單位1mm | | | | | | | |
| | | | H | P | N | V | | Y | | | H | P | N | V | | | |
| | | | d | d | d | d | Z | J 0.1mm | Y | Q·R | S·T 0.1mm | d | d | d | d | Z | J 0.1mm |
| HSW (鋁) | 14 | GT5090 | 6-12 | 6-8 | - | 6-10 | 8-12 | 2~18 2.0≤J≤W-2.0 | 6-10 | 8-12 | 3~14 S+T≤W-3 | 6-8 | - | - | 6 | 8 | 2~26 2.0≤J≤L-2.0 |
| | 15 | | 6-13 | 6-8 | - | 6-11 | 8-13 | | 6-11 | 8-13 | | 6-10 | - | - | 6-7 | 8·9 | |
| | 16 | | 6-15 | 6-10 | 8 | 6-13 | 8-15 | | 6-13 | 8-15 | | 6-12 | 6 | - | 6-9 | 8-11 | |
| | 18 | | 6-18 | 6-13 | 8·10 | 6-16 | 8-18 | | 6-16 | 8-18 | | 6-14 | 6-9 | - | 6-12 | 8-14 | |
| | 20 | | 8-20 | 8-14 | 8-12 | 8-18 | 10-20 | | 8-18 | 10-20 | | 8-16 | 8-10 | 8 | 8-14 | 10-16 | |
| | 22 | | 8-23 | 8-17 | 8-12 | 8-21 | 10-23 | | 8-21 | 10-23 | | 8-19 | 8-12 | 8 | 8-16 | 10-18 | |
| | 24 | | 8-26 | 8-18 | 8-14 | 8-24 | 10-26 | | 8-24 | 10-26 | | 8-22 | 8-16 | 8·10 | 8-20 | 10-22 | |
| | 25 | | 8-28 | 8-20 | 8-16 | 8-26 | 10-28 | | 8-26 | 10-28 | | 8-24 | 8-16 | 8-12 | 8-22 | 10-24 | |
| | 26 | | 10-29 | 10-21 | 10-17 | 10-27 | 12-29 | | 10-27 | 12-29 | | 10-24 | 10-16 | 10-13 | 10-22 | 12-24 | |
| | 28 | | 10-32 | 10-24 | 10-19 | 10-30 | 12-32 | | 10-30 | 12-32 | | 10-27 | 10-20 | 10-15 | 10-25 | 12-27 | |
| HSB HSN (鋼) | 30 | GT5150 | 10-35 | 10-26 | 10-20 | 10-33 | 12-35 | 2~18 2.0≤J≤W-2.0 | 10-33 | 12-35 | 3~14 S+T≤W-3 | 10-28 | 10-22 | 10-16 | 10-26 | 12-28 | 2~26 2.0≤J≤L-2.0 |
| | 32 | | 10-38 | 10-30 | 10-23 | 10-36 | 12-38 | | 10-36 | 12-38 | | 10-30 | 10-22 | 10-17 | 10-28 | 12-30 | |
| | 34 | | 12-42 | 12-32 | 12-26 | 12-40 | 14-42 | | 12-40 | 14-42 | | 12-32 | 12-24 | 12-18 | 12-30 | 14-32 | |
| | 36 | | 12-45 | 12-34 | 12-30 | 12-43 | 14-45 | | 12-43 | 14-45 | | 12-34 | 12-26 | 12-20 | 12-32 | 14-34 | |
| | 40 | | 12-51 | 12-36 | 12-30 | 12-49 | 14-51 | | 12-49 | 14-51 | | 12-36 | 12-26 | 12-22 | 12-34 | 14-36 | |
| | 44 | | 12-58 | 12-42 | 12-30 | 12-56 | 14-58 | | 12-56 | 14-58 | | 12-38 | 12-26 | 12-23 | 12-36 | 14-38 | |
| | 48 | | 12-64 | 12-45 | 12-30 | 12-62 | 14-64 | | 12-62 | 14-64 | | 12-42 | 12-30 | 12-26 | 12-40 | 14-42 | |
| | 50 | | 12-67 | 12-45 | 12-30 | 12-65 | 14-67 | | 12-65 | 14-67 | | 12-42 | 12-30 | 12-27 | 12-40 | 14-42 | |

訂貨： 型式 - 皮帶輪形狀 - 軸孔規格·內徑 - Z - J - Q - R - S - T 交期: 12 天

(軸孔規格:H·P) HSW20GT5090 - A - H10
 (軸孔規格:V) HSW36GT5120 - B - V20 - Z22 - J10.0
 (軸孔規格:Y) HSW40GT5150 - A - Y25 - Q27 - R35 - S3 - T7

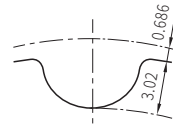


| Type | 皮帶寬度 | | | 材質 | | 處理 | 附屬品 固定螺絲材質 |
|------|------------------|------------------|------------------|-------|------|-----|---------------|
| | 15.0mm YU8150 | 20.0mm YU8200 | 25.0mm YU8250 | 皮帶輪 | 法蘭 | | |
| HSW | ○ | ○ | ○ | 鋁合金 | 鋁合金 | 白陽極 | SUS304 |
| HSB | ○ | ○ | ○ | ≈S45C | SPCC | - | SCM435 |
| HSN | ○ | ○ | ○ | | | 染黑 | (染黑) |

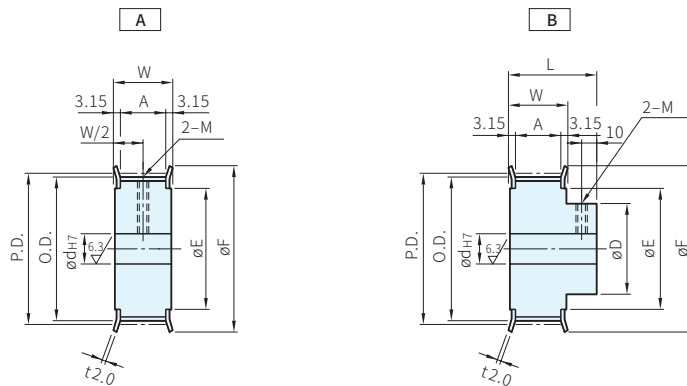
攻牙孔尺寸表

(軸孔:P·N)

| d _{H7} 軸孔內徑 | M 粗螺紋 | 附屬品 固定螺絲 |
|-------------------------|----------|-------------|
| 16~17 | M5 | M5 |
| 18~30 | M6 | M6 |
| 31~45 | M8 | M8 |
| 46~65 | M10 | M10 |



(Pitch=8.0mm)



齒數

| mm | 20 | 22 | 24 | 25 | 26 | 28 | 30 | 32 | 34 | 36 | 38 | 40 | 44 | 48 | 50 |
|------|-------|-------|-------|-------|-------|-------|-------|-------|-------|-------|-------|--------|--------|--------|--------|
| P.D. | 50.93 | 56.02 | 61.12 | 63.66 | 66.21 | 71.30 | 76.39 | 81.49 | 86.58 | 91.67 | 96.77 | 101.86 | 112.05 | 122.23 | 127.32 |
| O.D. | 49.56 | 54.65 | 59.75 | 62.29 | 64.84 | 69.93 | 75.02 | 80.12 | 85.21 | 90.30 | 95.40 | 100.49 | 110.68 | 120.86 | 125.95 |
| D | 36 | 40 | 44 | 46 | 48 | 52 | 56 | 60 | 64 | 68 | 72 | 74 | 78 | 80 | 82 |
| F | 62 | 64 | 70 | 72 | 75 | 80 | 85 | 90 | 95 | 100 | 105 | 110 | 121 | 131 | 136 |
| E | 40 | 45 | 50 | 52 | 54 | 59 | 64 | 69 | 74 | 79 | 84 | 89 | 99 | 109 | 114 |

Wa 注意

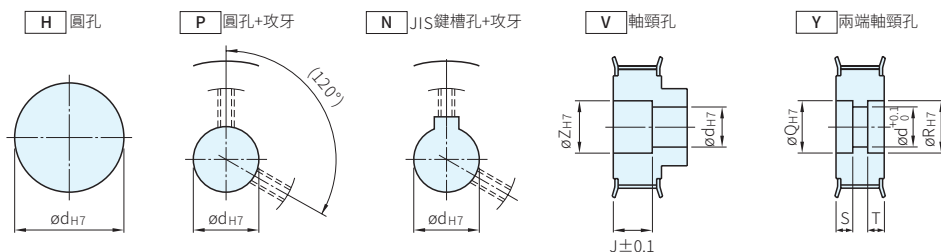
· 軸孔規格為P、N時，附攻牙孔和固定螺絲

軸孔規格

- 請從下表選出軸孔規格符號與各尺寸
- 軸孔內有可能沒有做表面處理

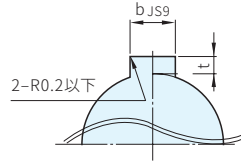
皮帶寬度

| mm | No. | | |
|----|--------|--------|--------|
| | YU8150 | YU8200 | YU8250 |
| A | 16.7 | 21.7 | 26.7 |
| W | 23.0 | 28.0 | 33.0 |
| L | 43.0 | 48.0 | 53.0 |



鍵槽尺寸表

| 軸孔 | | | 鍵槽 | | | |
|----|-------|--------|----|---------|-----|-----------|
| 規格 | 軸孔 | 公差 | b | js9 | t | 公差 |
| N | 8 | +0.015 | 3 | ±0.0125 | 1.4 | +0.1 0 |
| N | 10 | 0 | | | | |
| N | 11~12 | +0.018 | 4 | ±0.0150 | 1.8 | |
| N | 13~17 | | 5 | | 2.3 | |
| N | 18 | | 6 | | 2.8 | |
| N | 19~22 | +0.021 | 6 | ±0.0150 | 3.3 | |
| N | 23~30 | 0 | 8 | | | |
| N | 31 | +0.025 | 10 | ±0.0180 | 3.3 | |
| N | | 0 | | | | |



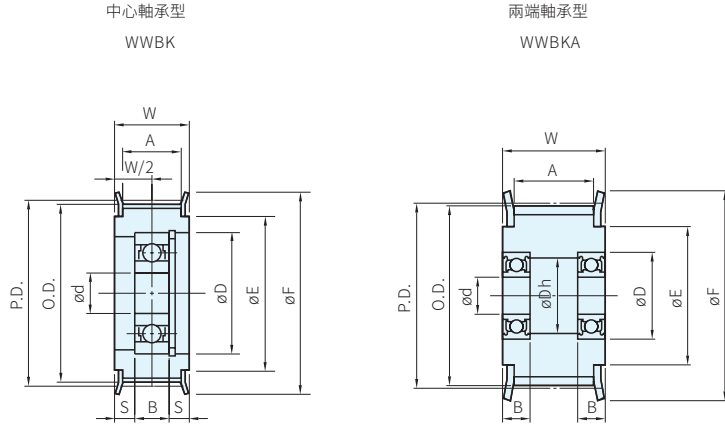
| 型式 | | | 皮帶輪 形狀 | 皮帶輪形狀 | | | | | | | | | | | | | | | |
|-------------------|----|-----------------|-----------|------------|-------|-------|-------|-------|-----------------|------------|-------|-------------------|-------|-------|-------|-------|-------|-----------------|--|
| | | | | A | | | | | | B | | | | | | | | | |
| Type | 齒數 | 皮帶 寬度 No. | A B | (~)指定單位1mm | | | | | | (~)指定單位1mm | | | | | | | | | |
| | | | | H | P | N | V | | Y | | S·T | H | P | N | V | | | | |
| | | | | d | d | d | d | Z | J 0.1mm | Y | Q·R | S·T 0.1mm | d | d | d | d | Z | J 0.1mm | |
| (鋁) HSW | 20 | YU8150 | A B | 16-32 | 16-28 | 16-21 | 16-30 | 18-32 | | 16-30 | 18-32 | | 16-32 | 16-20 | 16-18 | 16-30 | 18-32 | | |
| | 22 | | | 16-37 | 16-29 | 16-26 | 16-35 | 18-37 | | 16-35 | 18-37 | | 16-37 | 16-24 | 16-22 | 16-32 | 18-34 | | |
| | 24 | | | 16-42 | 16-34 | 16-30 | 16-40 | 18-42 | | 16-40 | 18-42 | | 16-40 | 16-28 | 16-24 | 16-38 | 18-40 | | |
| | 25 | | | 16-48 | 16-36 | 16-30 | 16-46 | 18-48 | | 16-46 | 18-48 | | 16-42 | 16-30 | 16-26 | 16-40 | 18-42 | | |
| | 26 | | | 16-50 | 16-38 | 16-30 | 16-48 | 18-50 | | 16-48 | 18-50 | | 16-42 | 16-32 | 16-28 | 16-43 | 18-45 | | |
| (鋼) HSB HSN | 28 | YU8200 | | | 16-52 | 16-42 | 16-30 | 16-50 | 18-52 | | 16-50 | 18-52 | | 16-47 | 16-35 | 16-30 | 16-44 | 18-46 | |
| | 30 | | | 16-59 | 16-45 | 16-30 | 16-57 | 18-59 | | 16-57 | 18-59 | | 16-50 | 16-39 | 16-30 | 16-48 | 18-50 | | |
| | 32 | | | 20-59 | 20-48 | 20-30 | 20-57 | 22-59 | 3.0 ≤ J ≤ W-3.0 | 20-57 | 22-59 | 3-23 S+T ≤ W-3 | 20-55 | 20-42 | 20-30 | 20-48 | 22-50 | 3.0 ≤ J ≤ L-3.0 | |
| | 34 | | | 20-67 | 20-52 | 20-30 | 20-65 | 22-67 | | 20-65 | 22-67 | | 20-58 | 20-45 | 20-30 | 20-54 | 22-56 | | |
| | 36 | | | 20-72 | 20-58 | 20-30 | 20-70 | 22-72 | | 20-70 | 22-72 | | 20-64 | 20-48 | 20-30 | 20-60 | 22-62 | | |
| | 38 | | 20-76 | 20-62 | 20-30 | 20-74 | 22-76 | | 20-74 | 22-76 | | 20-68 | 20-52 | 20-30 | 20-62 | 22-64 | | | |
| | 40 | | 25-80 | 25-65 | 25-30 | 25-80 | 27-82 | | 25-75 | 27-82 | | 25-70 | 25-54 | 25-30 | 25-64 | 27-66 | | | |
| | 44 | | 25-80 | 25-65 | 25-30 | 25-80 | 27-92 | | 25-75 | 27-92 | | 25-72 | 25-56 | 25-30 | 25-66 | 27-68 | | | |
| | 48 | | 25-80 | 25-65 | 25-30 | 25-80 | 27-95 | | 25-75 | 27-95 | | 25-74 | 25-58 | 25-30 | 25-68 | 27-70 | | | |
| | 50 | | 25-80 | 25-65 | 25-30 | 25-80 | 27-95 | | 25-75 | 27-95 | | 25-76 | 25-60 | 25-30 | 25-70 | 27-72 | | | |

訂貨： - - - - - - - - 交期: 天

(軸孔規格:H·P) HSW30YU8150 - A - P25
 (軸孔規格:V) HSW36YU8200 - B - V20 - Z24 - J20.0
 (軸孔規格:Y) HSW40YU8250 - A - Y30 - Q34 - R38 - S10 - T15



| Type | | 材質 | | | 處理 |
|------|-------|-----|-----|----|-----|
| 中心軸承 | 兩端軸承 | 本體 | 法蘭 | 軸承 | |
| WWBK | WWBKA | 鋁合金 | 鋁合金 | 鋼 | 白陽極 |



| Type | 型式 | | 軸徑 d | P.D. | O.D. | F | E | A | W | S | 軸承 | | | | |
|------|-----|----------------------------|------|-------|-------|----|----|------|------|------|----------|----|---|----|----|
| | 齒數 | 配合皮帶 | | | | | | | | | No. | D | B | | |
| WWBK | 20 | MXL019 | 3 | 12.94 | 12.43 | 18 | 11 | 6 | 10 | 3 | 693ZZ×1 | 8 | 4 | | |
| | 22 | | | 14.23 | 13.72 | | | | | | | | | | |
| | 24 | | | 15.52 | 15.02 | | | | | | | | | 20 | 13 |
| | 30 | | | 19.40 | 18.90 | | | | | | | | | 25 | 16 |
| | 36 | | | 23.29 | 22.78 | | | | | | | | | 28 | 18 |
| | 40 | MXL019 MXL025 MXL037 | 6 | 25.87 | 25.36 | 30 | 20 | 6 | 10 | 2.5 | 696ZZ×1 | 15 | 5 | | |
| | | | | | | | | 7.5 | 11.5 | 3.25 | | | | | |
| | | | | | | | | 11 | 15 | 5 | | | | | |
| | 50 | MXL019 MXL025 MXL037 | 8 | 32.34 | 31.84 | 35 | 25 | 6 | 10 | 2 | 698ZZ×1 | 19 | 6 | | |
| | | | | | | | | 7.5 | 11.5 | 2.75 | | | | | |
| | | | | | | | | 11 | 15 | 4.5 | | | | | |
| | 60 | MXL019 MXL025 MXL037 | 10 | 38.81 | 38.30 | 44 | 32 | 6 | 10 | 2 | 6900ZZ×1 | 22 | 6 | | |
| | 7.5 | | | | | | | 11.5 | 2.75 | | | | | | |
| | 11 | | | | | | | 15 | 4.5 | | | | | | |

| Type | 型式 | | 軸徑 d | P.D. | O.D. | F | E | A | W | Dh | 軸承 | | |
|-------|----------------------------|----------------------------|-------|-------|-------|----|-----|------|------|----------|---------|----|-----|
| | 齒數 | 配合皮帶 | | | | | | | | | No. | D | B |
| WWBKA | 16 | MXL019 | 3 | 10.35 | 9.84 | 14 | 8 | 6 | 10 | 5 | 673ZZ×2 | 6 | 2.5 |
| | 20 | | | 12.94 | 12.43 | 18 | 11 | | | | | | |
| | 22 | MXL025 MXL037 MXL050 | 4 | 14.23 | 13.72 | 18 | 11 | 7.5 | 11.5 | 5 | 673ZZ×2 | 6 | 2.5 |
| | | | | | | | | 11 | 15 | | | | |
| | | | | | | | | 14 | 18 | | | | |
| | 24 | MXL025 MXL037 MXL050 | 4 | 15.52 | 15.02 | 20 | 13 | 7.5 | 11.5 | 6 | 674ZZ×2 | 7 | 2.5 |
| | | | | | | | | 11 | 15 | | | | |
| | | | | | | | | 14 | 18 | | | | |
| | 30 | MXL019 | 4 | 19.40 | 18.90 | 25 | 16 | 6 | 10 | 6 | 674ZZ×2 | 7 | 2.5 |
| | 36 | MXL025 MXL037 MXL050 | 5 | 23.29 | 22.78 | 28 | 18 | 7.5 | 11.5 | 11 | 695ZZ×2 | 13 | 4 |
| | | | | | | | | 11 | 15 | | | | |
| | | | | | | | | 14 | 18 | | | | |
| | | | | | | | | 7.5 | 11.5 | | | | |
| | 40 | MXL025 MXL037 MXL050 | 5 | 25.87 | 25.36 | 30 | 20 | 7.5 | 11.5 | 11 | 695ZZ×2 | 13 | 4 |
| | | | | | | | | 11 | 15 | | | | |
| | | | | | | | | 14 | 18 | | | | |
| | 40 | MXL025 MXL037 MXL050 | 6 | 25.87 | 25.36 | 30 | 20 | 11 | 15 | 13 | 696ZZ×2 | 15 | 5 |
| | | | | | | | | 14 | 18 | | | | |
| | | | | | | | | 7.5 | 11.5 | | | | |
| | 50 | MXL025 MXL037 MXL050 | 5 | 32.34 | 31.84 | 35 | 25 | 7.5 | 11.5 | 11 | 695ZZ×2 | 13 | 4 |
| 11 | | | | | | | | 15 | | | | | |
| 14 | | | | | | | | 18 | | | | | |
| 50 | MXL025 MXL037 MXL050 | 8 | 32.34 | 31.84 | 35 | 25 | 11 | 15 | 16.5 | 698ZZ×2 | 19 | 6 | |
| | | | | | | | 14 | 18 | | | | | |
| | | | | | | | 7.5 | 11.5 | | | | | |
| 60 | MXL025 MXL037 MXL050 | 5 | 38.81 | 38.30 | 44 | 32 | 7.5 | 11.5 | 11 | 695ZZ×2 | 13 | 4 | |
| | | | | | | | 11 | 15 | | | | | |
| | | | | | | | 14 | 18 | | | | | |
| 60 | MXL025 MXL037 MXL050 | 10 | 38.81 | 38.30 | 44 | 32 | 11 | 15 | 19.5 | 6900ZZ×2 | 22 | 6 | |
| | | | | | | | 14 | 18 | | | | | |

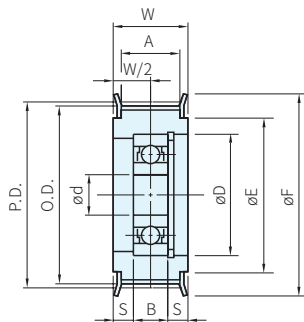
兩端軸承型 訂貨： - - - 交期： 天
WWBKA - 22 - MXL050 - 3

時規皮帶輪



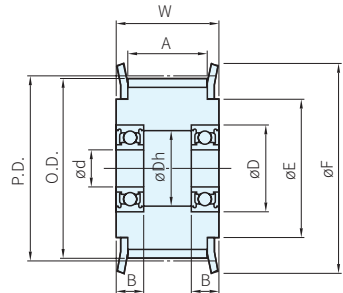
中心軸承型

WWBK
WMBK



兩端軸承型

WWBKA



| Type | | 材質 | | | 處理 |
|------|-------|-----|-----|----|------|
| 中心軸承 | 兩端軸承 | 本體 | 法蘭 | 軸承 | |
| WWBK | WWBKA | 鋁合金 | 鋁合金 | 鋼 | 白陽極 |
| WMBK | - | | | | 無電解鍍 |

| Type | 型式 | | 軸徑 d | P.D. | O.D. | F | E | A | W | S | 軸承 | | |
|--------------|-------|-------|------|-------|-------|----------|----|-------|------|-------|----------|----|----|
| | 齒數 | 配合皮帶 | | | | | | | | | No. | D | B |
| WWBK WMBK | 18 | XL025 | 6 | 29.11 | 28.60 | 36 | 24 | 7.5 | 12.5 | 3.25 | 626ZZ×1 | 19 | 6 |
| | | XL031 | | | | | | 9 | 14 | 4 | | | |
| | | XL037 | | | | | | 11 | 16 | 5 | | | |
| | 20 | XL025 | 6 | 32.34 | 31.83 | 40 | 27 | 7.5 | 12.5 | 3.25 | 626ZZ×1 | 19 | 6 |
| | | XL031 | | | | | | 9 | 14 | 4 | | | |
| | | XL037 | | | | | | 11 | 16 | 5 | | | |
| | 22 | XL025 | 8 | 35.57 | 35.07 | 45 | 30 | 7.5 | 12.5 | 2.25 | 628ZZ×1 | 24 | 8 |
| | | XL031 | | | | | | 9 | 14 | 3 | | | |
| | | XL037 | | | | | | 11 | 16 | 4 | | | |
| | | XL050 | | | | | | 14 | 19 | 5.5 | | | |
| | 25 | XL025 | 10 | 40.43 | 39.92 | 48 | 35 | 7.5 | 12.5 | 2.25 | 6000ZZ×1 | 26 | 8 |
| | | XL031 | | | | | | 9 | 14 | 3 | | | |
| | | XL037 | | | | | | 11 | 16 | 4 | | | |
| | | XL050 | | | | | | 14 | 19 | 5.5 | | | |
| | 28 | XL025 | 10 | 45.28 | 44.77 | 55 | 40 | 7.5 | 12.5 | 2.25 | 6000ZZ×1 | 26 | 8 |
| | | XL031 | | | | | | 9 | 14 | 2.5 | 6200ZZ×1 | 30 | 9 |
| | 30 | XL025 | 10 | 48.51 | 48.00 | 55 | 40 | 7.5 | 12.5 | 2.25 | 6000ZZ×1 | 26 | 8 |
| | | XL031 | | | | | | 9 | 14 | 2.5 | 6200ZZ×1 | 30 | 9 |
| | | XL037 | | | | | | 11 | 16 | 3.5 | | | |
| | | XL050 | | | | | | 14 | 19 | 5 | | | |
| | | 36 | | | | | | XL025 | 12 | 58.21 | 57.70 | 67 | 50 |
| | XL031 | | 9 | 14 | 2 | 6201ZZ×1 | 32 | 10 | | | | | |
| | XL037 | | 11 | 16 | 3 | | | | | | | | |
| | XL050 | | 14 | 19 | 4.5 | | | | | | | | |

| Type | 型式 | | 軸徑 d | P.D. | O.D. | F | E | A | W | Dh | 軸承 | | |
|-------|----|-------|------|-------|-------|----|----|-----|------|------|----------|----|---|
| | 齒數 | 配合皮帶 | | | | | | | | | No. | D | B |
| WWBKA | 16 | XL025 | 5 | 25.87 | 25.36 | 32 | 20 | 7.5 | 12.5 | 11 | 695ZZ×2 | 13 | 4 |
| | | XL031 | | | | | | 9 | 14 | | | | |
| | | XL037 | | | | | | 11 | 16 | | | | |
| | | XL050 | | | | | | 14 | 19 | | | | |
| | 18 | XL037 | 6 | 29.11 | 28.60 | 36 | 24 | 11 | 16 | 13 | 696ZZ×2 | 15 | 5 |
| | | XL050 | | | | | | 14 | 19 | | | | |
| | | XL037 | | | | | | 11 | 16 | | | | |
| | 20 | XL037 | 8 | 32.34 | 31.83 | 40 | 27 | 11 | 16 | 16.5 | 698ZZ×2 | 19 | 6 |
| | | XL050 | | | | | | 14 | 19 | | | | |
| | 22 | XL037 | 8 | 35.57 | 35.07 | 45 | 30 | 11 | 16 | 16.5 | 698ZZ×2 | 19 | 6 |
| | | XL050 | | | | | | 14 | 19 | | | | |
| | 25 | XL037 | 10 | 40.43 | 39.92 | 48 | 35 | 11 | 16 | 19.5 | 6900ZZ×2 | 22 | 6 |
| | | XL050 | | | | | | 14 | 19 | | | | |
| | 28 | XL037 | 10 | 45.28 | 44.77 | 55 | 40 | 11 | 16 | 19.5 | 6900ZZ×2 | 22 | 6 |
| | | XL050 | | | | | | 14 | 19 | | | | |
| | 30 | XL037 | 10 | 48.51 | 48.00 | 55 | 40 | 11 | 16 | 19.5 | 6900ZZ×2 | 22 | 6 |
| | | XL050 | | | | | | 12 | 16 | | | | |
| | 36 | XL037 | 10 | 58.21 | 57.70 | 67 | 50 | 11 | 16 | 19.5 | 6900ZZ×2 | 22 | 6 |
| | | XL050 | | | | | | 12 | 16 | | | | |

中心軸承型 訂貨: Type - 齒數 - 配合皮帶 - d 交期: 15 天

WMBK - 25 - XL050 - 10

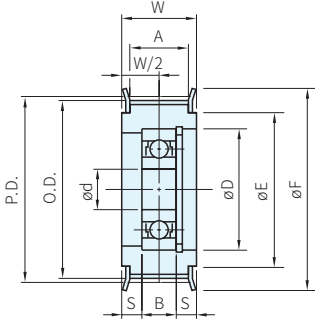
時規皮帶輪



| Type | | 材質 | | | 處理 |
|------|-------|-------|------|----|------|
| 中心軸承 | 兩端軸承 | 本體 | 法蘭 | 軸承 | |
| WWBK | WWBKA | 鋁合金 | 鋁合金 | 鋼 | 白陽極 |
| TWBK | TWBKA | ≈S45C | SPCC | | 染黑 |
| NWBK | NWBKA | | | | 無電解鍍 |

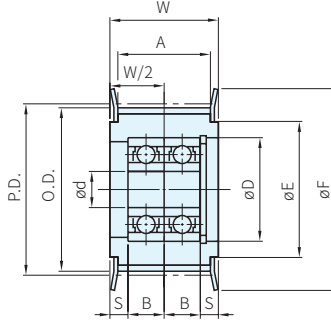
中心軸承型 (1PCS軸承時)

WWBK
TWBK
NWBK



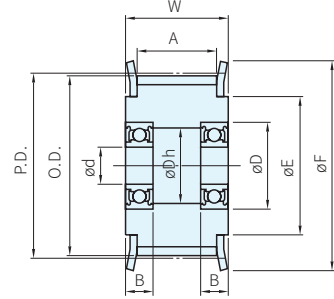
中心軸承型 (2PCS軸承時)

WWBK
TWBK
NWBK



兩端軸承型

WWBKA
TWBKA
NWBKA



| 型式 | | | 軸徑 d | P.D. | O.D. | F | E | A | W | S | 軸承 | | |
|----------------------|----|------|---------|-------|-------|----|----|----|----|-----|----------|----|----|
| Type | 齒數 | 配合皮帶 | | | | | | | | | No. | D | B |
| WWBK TWBK NWBK | 16 | L050 | 10 | 48.51 | 47.75 | 55 | 40 | 14 | 19 | 5 | 6200ZZ×1 | 30 | 9 |
| | | L075 | | | | | | 21 | 26 | 8.5 | | | |
| | | L100 | | | | | | 27 | 32 | 6 | | | |
| | 18 | L050 | 12 | 54.57 | 53.81 | 61 | 45 | 14 | 19 | 4.5 | 6201ZZ×1 | 32 | 10 |
| | | L075 | | | | | | 21 | 26 | 8 | | | |
| | | L100 | | | | | | 27 | 32 | 6 | | | |
| | 20 | L050 | 12 | 60.64 | 59.88 | 67 | 50 | 14 | 19 | 4.5 | 6201ZZ×1 | 32 | 10 |
| | | L075 | | | | | | 21 | 26 | 8 | | | |
| | | L100 | | | | | | 27 | 32 | 6 | | | |
| | 22 | L050 | 15 | 66.70 | 65.94 | 80 | 60 | 14 | 19 | 4 | 6202ZZ×1 | 35 | 11 |
| 30 | | | | | | | | | | | | | |

| 型式 | | | 軸徑 d | P.D. | O.D. | F | E | A | W | Dh | 軸承 | | |
|-------------------------|------|------|---------|-------|-------|----|----|----|----|----------|----------|----|---|
| Type | 齒數 | 配合皮帶 | | | | | | | | | No. | D | B |
| WWBKA TWBKA NWBKA | 14 | L050 | 8 | 42.45 | 41.68 | 48 | 35 | 14 | 19 | 16.5 | 698ZZ×2 | 19 | 6 |
| | | L075 | | | | | | 21 | 26 | | | | |
| | | L100 | | | | | | 27 | 32 | | | | |
| | | L150 | | | | | | 40 | 45 | | | | |
| | 15 | L050 | 8 | 45.48 | 44.72 | 48 | 35 | 14 | 19 | 16.5 | 698ZZ×2 | 19 | 6 |
| | | L075 | | | | | | 21 | 26 | | | | |
| | | L100 | | | | | | 27 | 32 | | | | |
| | | L150 | | | | | | 40 | 45 | | | | |
| | 16 | L050 | 8 | 48.51 | 47.75 | 55 | 40 | 14 | 19 | 16.5 | 698ZZ×2 | 19 | 6 |
| | | L075 | | | | | | 21 | 26 | | | | |
| | | L100 | | | | | | 27 | 32 | | | | |
| | | L150 | | | | | | 40 | 45 | | | | |
| | 16 | L050 | 10 | 48.51 | 47.75 | 55 | 40 | 14 | 19 | 19.5 | 6900ZZ×2 | 22 | 6 |
| | | L075 | | | | | | 21 | 26 | | | | |
| | | L100 | | | | | | 27 | 32 | | | | |
| | | L150 | | | | | | 40 | 45 | | | | |
| | 18 | L050 | 12 | 54.57 | 53.81 | 61 | 45 | 14 | 19 | 25 | 6001ZZ×2 | 28 | 8 |
| | | L075 | | | | | | 21 | 26 | | | | |
| | | L100 | | | | | | 27 | 32 | | | | |
| | | L150 | | | | | | 40 | 45 | | | | |
| | 20 | L075 | 15 | 60.64 | 59.88 | 67 | 50 | 21 | 26 | 29 | 6002ZZ×2 | 32 | 9 |
| | | L100 | | | | | | 27 | 32 | | | | |
| | | L150 | | | | | | 40 | 45 | | | | |
| | | L075 | | | | | | 21 | 26 | | | | |
| 22 | L075 | 15 | 66.70 | 65.94 | 80 | 60 | 21 | 26 | 29 | 6002ZZ×2 | 32 | 9 | |
| | | 20 | | | | | 27 | 32 | | | | | |
| | | L150 | | | | | 40 | 45 | | | | | |
| 30 | L050 | 12 | 90.96 | 90.20 | 99 | 80 | 14 | 19 | 22 | 6901ZZ×2 | 24 | 6 | |
| | | 15 | | | | | 21 | 26 | | | | | |
| | | L100 | | | | | 27 | 32 | | | | | |
| | | L150 | | | | | 40 | 45 | | | | | |

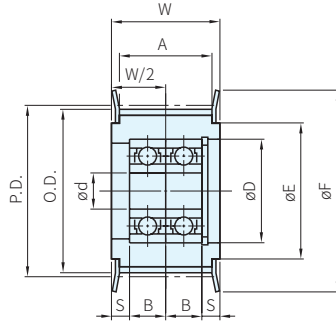
兩端軸承型 訂貨: Type - 齒數 - 配合皮帶 - d 交期: 15 天

TWBKA - 20 - L100 - 15



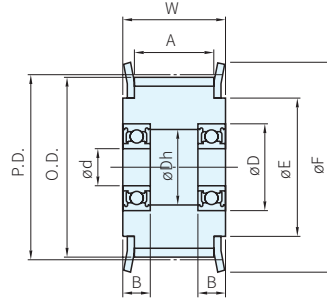
中心軸承型 (2PCS軸承時)

WWBK
TWBK
NWBK



兩端軸承型

WWBKA
TWBKA
NWBKA



| Type | | 材質 | | | 處理 |
|------|-------|-------|------|----|------|
| 中心軸承 | 兩端軸承 | 本體 | 法蘭 | 軸承 | |
| WWBK | WWBKA | 鋁合金 | 鋁合金 | 鋼 | 白陽極 |
| TWBK | TWBKA | ≈S45C | SPCC | | 染黑 |
| NWBK | NWBKA | | | | 無電解鍍 |

| Type | 型式 | | 軸徑 d | P.D. | O.D. | F | E | A | W | S | 軸承 | | |
|----------------------|------|------|--------|--------|-------|-----|----|----|----|----------|----------|----|----|
| | 齒數 | 配合皮帶 | | | | | | | | | No. | D | B |
| WWBK TWBK NWBK | 14 | H075 | 12 | 56.60 | 55.22 | 61 | 45 | 21 | 26 | 3 | 6201ZZ×2 | 32 | 10 |
| | | H100 | | | | | | | | | | | |
| | | H150 | | | | | | | | | | | |
| | 16 | H200 | 15 | 64.68 | 63.31 | 70 | 56 | 40 | 45 | 11.5 | 6202ZZ×2 | 35 | 11 |
| | | H075 | | | | | | | | | | | |
| | | H100 | | | | | | | | | | | |
| | 18 | H150 | 15 | 72.77 | 71.39 | 80 | 60 | 21 | 26 | 4 | 6002ZZ×2 | 32 | 9 |
| | | H200 | | | | | | | | | | | |
| | | H075 | | | | | | | | | | | |
| | 20 | H100 | 15 | 80.85 | 79.48 | 87 | 67 | 21 | 26 | 4 | 6002ZZ×2 | 32 | 9 |
| | | H150 | | | | | | | | | | | |
| | | H200 | | | | | | | | | | | |
| H075 | | | | | | | | | | | | | |
| H100 | | | | | | | | | | | | | |
| H150 | | | | | | | | | | | | | |
| 22 | H200 | 15 | 88.94 | 87.56 | 95 | 75 | 21 | 26 | 4 | 6002ZZ×2 | 32 | 9 | |
| | H075 | | | | | | | | | | | | |
| 24 | H100 | 15 | 97.02 | 95.65 | 104 | 84 | 21 | 26 | 4 | 6002ZZ×2 | 32 | 9 | |
| | H150 | | | | | | | | | | | | |
| 25 | H200 | 15 | 101.06 | 99.69 | 111 | 90 | 21 | 26 | 4 | 6002ZZ×2 | 32 | 9 | |
| | H075 | | | | | | | | | | | | |
| 28 | H100 | 15 | 113.19 | 111.82 | 123 | 102 | 21 | 26 | 4 | 6002ZZ×2 | 32 | 9 | |
| | H150 | | | | | | | | | | | | |

| Type | 型式 | | 軸徑 d | P.D. | O.D. | F | E | A | W | Dh | 軸承 | | |
|-------------------------|----|------|------|--------|--------|-----|-----|----|----|----|----------|----|----|
| | 齒數 | 配合皮帶 | | | | | | | | | No. | D | B |
| WWBKA TWBKA NWBKA | 14 | H075 | 12 | 56.60 | 55.22 | 61 | 45 | 21 | 26 | 27 | 6201ZZ×2 | 32 | 10 |
| | | H100 | | | | | | | | | | | |
| | | H150 | | | | | | | | | | | |
| | 15 | H200 | 15 | 60.64 | 59.27 | 67 | 50 | 40 | 45 | 30 | 6202ZZ×2 | 35 | 11 |
| | | H075 | | | | | | | | | | | |
| | | H100 | | | | | | | | | | | |
| | 16 | H150 | 15 | 64.68 | 63.31 | 70 | 56 | 40 | 45 | 30 | 6202ZZ×2 | 35 | 11 |
| | | H200 | | | | | | | | | | | |
| | | H100 | | | | | | | | | | | |
| | 16 | H100 | 15 | 64.68 | 63.31 | 70 | 56 | 40 | 45 | 29 | 6002ZZ×2 | 32 | 9 |
| | | H150 | | | | | | | | | | | |
| | | H200 | | | | | | | | | | | |
| | 18 | H100 | 20 | 72.77 | 71.39 | 80 | 60 | 27 | 32 | 37 | 6004ZZ×2 | 42 | 12 |
| | | H150 | | | | | | | | | | | |
| | | H200 | | | | | | | | | | | |
| | 20 | H100 | 20 | 80.85 | 79.48 | 87 | 67 | 40 | 45 | 41 | 6204ZZ×2 | 47 | 14 |
| | | H150 | | | | | | | | | | | |
| | | H200 | | | | | | | | | | | |
| | 22 | H100 | 20 | 88.94 | 87.56 | 95 | 75 | 27 | 32 | 37 | 6004ZZ×2 | 42 | 12 |
| | | H150 | | | | | | | | | | | |
| | | H200 | | | | | | | | | | | |
| | 24 | H100 | 25 | 97.02 | 95.65 | 104 | 84 | 40 | 45 | 46 | 6205ZZ×2 | 52 | 15 |
| | | H150 | | | | | | | | | | | |
| | | H200 | | | | | | | | | | | |
| | 25 | H100 | 25 | 101.06 | 99.69 | 111 | 90 | 27 | 32 | 42 | 6005ZZ×2 | 47 | 12 |
| | | H150 | | | | | | | | | | | |
| | | H200 | | | | | | | | | | | |
| | 28 | H100 | 30 | 113.19 | 111.82 | 123 | 102 | 27 | 32 | 42 | 6005ZZ×2 | 47 | 12 |
| | | H150 | | | | | | | | | | | |
| | | H200 | | | | | | | | | | | |

中心軸承型 訂貨: [Type] - [齒數] - [配合皮帶] - [d] 交期: [15] 天

TWBK - 25 - H075 - 15

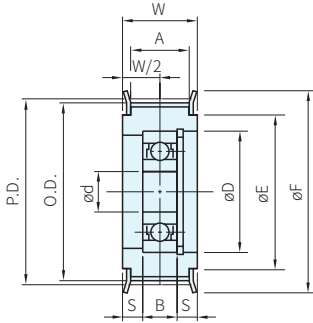
時規皮帶輪



| Type | | 材質 | | | 處理 |
|------|-------|-----|-----|----|------|
| 中心軸承 | 兩端軸承 | 本體 | 法蘭 | 軸承 | |
| WGBK | WGBKA | 鋁合金 | 鋁合金 | 鋼 | 白陽極 |
| - | MGBKA | | | | 無電解鍍 |

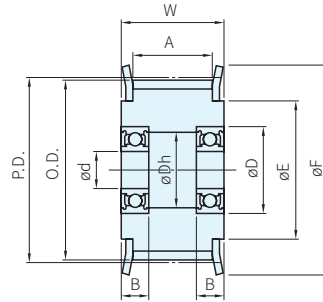
中心軸承型 (1PCS軸承時)

WGBK



兩端軸承型

WGBKA
MGBKA



| Type | 型式 | | 軸徑 d | P.D. | O.D. | F | E | A | W | S | 軸承 | | | | | |
|------|--------|--------|---------|-------|-------|----|----|----|-----|---------|---------|----|-----|----------|----|---|
| | 齒數 | 配合皮帶 | | | | | | | | | No. | D | B | | | |
| WGBK | 40 | S2M040 | 5 | 25.46 | 24.96 | 30 | 20 | 5 | 9 | 2.5 | 695ZZ×1 | 13 | 4 | | | |
| | | S2M060 | 6 | | | | | 7 | 11 | 3 | | | | 696ZZ×1 | 15 | 5 |
| | | S2M100 | | | | | | 11 | 15 | 5 | | | | | | |
| | 48 | S2M040 | 6 | 30.56 | 30.05 | 35 | 25 | 5 | 9 | 2 | 696ZZ×1 | 15 | 5 | | | |
| | | S2M060 | | | | | | 7 | 11 | 3 | | | | | | |
| | | S2M040 | 6 | | | | | 5 | 9 | 2 | | | | 696ZZ×1 | 15 | 5 |
| | S2M060 | | 7 | 11 | 3 | | | | | | | | | | | |
| | S2M100 | 8 | 31.83 | 31.32 | 35 | 25 | 7 | 11 | 2.5 | 698ZZ×1 | 19 | 6 | | | | |
| | 60 | S2M040 | 10 | 38.20 | 37.69 | 44 | 32 | 5 | 9 | | | | 1.5 | 6900ZZ×1 | 22 | 6 |
| | | S2M060 | | | | | | 7 | 11 | 2.5 | | | | | | |

| Type | 型式 | | 軸徑 d | P.D. | O.D. | F | E | A | W | Dh | 軸承 | | | | | | | | |
|----------------|----|--------|---------|-------|-------|----|----|----|----|------|---------|----|-----|----|-----|---------|----|---|--|
| | 齒數 | 配合皮帶 | | | | | | | | | No. | D | B | | | | | | |
| WGBKA MGBKA | 20 | S2M040 | 3 | 12.73 | 12.22 | 16 | 10 | 5 | 9 | 5 | 673ZZ×2 | 6 | 2.5 | | | | | | |
| | | S2M060 | | | | | | | 7 | | | | | 11 | | | | | |
| | | S2M100 | | | | | | 4 | 11 | | | | | 15 | 6 | 674ZZ×2 | 7 | | |
| | 30 | S2M040 | 3 | 19.01 | 18.59 | 22 | 14 | 5 | 9 | 5 | 673ZZ×2 | 6 | 2.5 | | | | | | |
| | | S2M060 | | | | | | | 7 | | | | | 11 | | | | | |
| | | S2M100 | | | | | | 4 | 11 | | | | | 15 | 6 | 674ZZ×2 | 7 | | |
| | 32 | S2M040 | 3 | 20.37 | 19.86 | 25 | 16 | 5 | 9 | 5 | 673ZZ×2 | 6 | 2.5 | | | | | | |
| | | S2M060 | | | | | | | 7 | | | | | 11 | | | | | |
| | | S2M100 | | | | | | 4 | 11 | | | | | 15 | 9.5 | 694ZZ×2 | 11 | 4 | |
| | 36 | S2M040 | 4 | 22.92 | 22.41 | 28 | 18 | 5 | 9 | 6 | 674ZZ×2 | 7 | 2.5 | | | | | | |
| | | S2M060 | | | | | | | 7 | | | | | 11 | | | | | |
| | | S2M100 | | | | | | 5 | 11 | | | | | 15 | 11 | 695ZZ×2 | 13 | 4 | |
| | 40 | S2M040 | 4 | 25.46 | 24.96 | 30 | 20 | 5 | 9 | 6 | 674ZZ×2 | 7 | 2.5 | | | | | | |
| | | S2M060 | | | | | | | 7 | | | | | 11 | | | | | |
| | | S2M100 | | | | | | 6 | 7 | | | | | 11 | 11 | 695ZZ×2 | 13 | 4 | |
| | 48 | S2M040 | 5 | 30.56 | 30.05 | 35 | 25 | 11 | 15 | 16.5 | 698ZZ×2 | 19 | 6 | | | | | | |
| | | S2M060 | | | | | | | | | | | | | 13 | 4 | | | |
| | | S2M100 | | | | | | | | | | | | 6 | 13 | 4 | | | |
| | 50 | S2M040 | 8 | 31.83 | 31.32 | 44 | 32 | | | | | | | | | | | | |
| | | S2M060 | | | | | | | | | | | | | | | | | |
| | | S2M100 | | | | | | | | | | | | | | | | | |
| | 60 | S2M040 | 10 | 38.20 | 37.69 | 44 | 32 | | | | | | | | | | | | |
| | | S2M060 | | | | | | | | | | | | | | | | | |
| | | S2M100 | | | | | | | | | | | | | | | | | |

兩端軸承型 訂貨： Type - 齒數 - 配合皮帶 - d 交期： 15 天
WGBKA - 48 - S2M100 - 8

時規皮帶惰輪

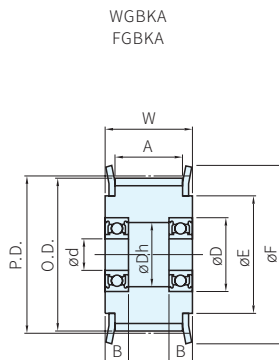
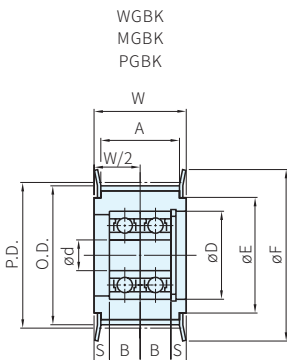
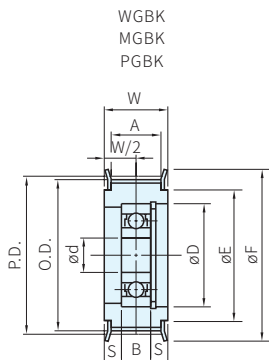


| Type | | 材質 | | | 處理 |
|------|-------|--------|--------|-----|------|
| 中心軸承 | 兩端軸承 | 本體 | 法蘭 | 軸承 | |
| WGBK | WGBKA | 鋁合金 | 鋁合金 | 鋼 | 白陽極 |
| - | FGBKA | | | | 硬質陽極 |
| MGBK | - | SUS304 | SUS304 | 不銹鋼 | 無電解鍍 |
| PGBK | - | | | | - |

中心軸承型 (1PCS軸承時)

中心軸承型 (2PCS軸承時)

兩端軸承型



| Type | 型式 | | 軸徑 d | P.D. | O.D. | F | E | A | W | S | 軸承 | | |
|----------------------|--------|--------|-------|-------|-------|----|----|----|----|-----|----------|-----|---|
| | 齒數 | 配合皮帶 | | | | | | | | | No. | D | B |
| WGBK MGBK PGBK | 20 | S3M060 | 5 | 19.10 | 18.34 | 22 | 14 | 7 | 11 | 3 | 685ZZ×1 | *11 | 5 |
| | | S3M100 | | | | | | 11 | 15 | 2.5 | 685ZZ×2 | | |
| | 24 | S3M060 | 5 | 22.92 | 22.16 | 25 | 16 | 7 | 11 | 3.5 | 695ZZ×1 | 13 | 4 |
| | | S3M100 | | | | | | 11 | 15 | | 695ZZ×2 | | |
| | 25 | S3M060 | 5 | 23.87 | 23.11 | 28 | 18 | 7 | 11 | 3 | 695ZZ×1 | 13 | 4 |
| | 26 | S3M060 | 5 | 24.83 | 24.07 | 28 | 18 | | | | 695ZZ×2 | | |
| | 28 | S3M060 | 6 | 26.74 | 25.98 | 30 | 20 | 7 | 11 | 3 | 696ZZ×1 | 15 | 5 |
| | 30 | S3M060 | 6 | 28.65 | 27.89 | 32 | 23 | | | | 696ZZ×2 | | |
| | 32 | S3M060 | 8 | 30.56 | 29.80 | 35 | 25 | 11 | 15 | 4.5 | 626ZZ×1 | 19 | 6 |
| | | S3M100 | | | | | | 7 | 11 | 2.5 | 698ZZ×1 | | |
| | 36 | S3M060 | 8 | 34.38 | 33.62 | 40 | 28 | 7 | 11 | 4.5 | 698ZZ×1 | 19 | 6 |
| | 40 | S3M060 | 8 | 38.20 | 37.44 | 44 | 32 | | | | 698ZZ×2 | | |
| | 44 | S3M060 | 10 | 42.02 | 41.25 | 48 | 36 | 7 | 11 | 2.5 | 6900ZZ×1 | 22 | 6 |
| | 48 | S3M060 | | | | | | | | | | | |
| 50 | S3M060 | | | | | | | | | | | | |
| 60 | S3M060 | | | | | | | | | | | | |
| | | | 57.30 | 56.53 | 61 | 46 | | | | | | | |

| Type | 型式 | | 軸徑 d | P.D. | O.D. | F | E | A | W | Dh | 軸承 | | |
|----------------|--------|--------|-------|-------|-------|----|----|----|------|----------|----------|----|----------|
| | 齒數 | 配合皮帶 | | | | | | | | | No. | D | B |
| WGBKA FGBKA | 20 | S3M060 | 3 | 19.10 | 18.34 | 22 | 14 | 7 | 11 | 5 | 673ZZ×2 | 6 | 2.5 |
| | | S3M100 | | | | | | 11 | 15 | 6 | 674ZZ×2 | 7 | |
| | | S3M150 | | | | | | 17 | 21 | 9 | 685ZZ×2 | 11 | |
| | 24 | S3M060 | 5 | 22.92 | 22.16 | 25 | 16 | 7 | 11 | 11 | 695ZZ×2 | 13 | 4 |
| | | S3M100 | | | | | | 11 | 15 | | 695ZZ×2 | | |
| | | S3M150 | | | | | | 17 | 21 | | 695ZZ×2 | | |
| | 25 | S3M100 | 6 | 23.87 | 23.11 | 28 | 18 | 11 | 15 | 13 | 696ZZ×2 | 15 | 5 |
| | | S3M150 | | | | | | 17 | 21 | | 696ZZ×2 | | |
| | 26 | S3M100 | 6 | 24.83 | 24.07 | 28 | 18 | 11 | 15 | 13 | 696ZZ×2 | 15 | 5 |
| | | S3M150 | | | | | | 17 | 21 | | 696ZZ×2 | | |
| | 28 | S3M100 | 6 | 26.74 | 25.98 | 30 | 20 | 11 | 15 | 13 | 696ZZ×2 | 15 | 5 |
| | | S3M150 | | | | | | 17 | 21 | | 696ZZ×2 | | |
| | 30 | S3M100 | 6 | 28.65 | 27.89 | 32 | 23 | 11 | 15 | 13 | 696ZZ×2 | 15 | 5 |
| | | S3M150 | | | | | | 17 | 21 | | 696ZZ×2 | | |
| | 32 | S3M100 | 8 | 30.56 | 29.80 | 35 | 25 | 11 | 15 | 16.5 | 698ZZ×2 | 19 | 6 |
| | | S3M150 | | | | | | 17 | 21 | | 698ZZ×2 | | |
| | 36 | S3M100 | 10 | 34.38 | 33.62 | 40 | 28 | 11 | 15 | 19.5 | 6900ZZ×2 | 22 | 6 |
| | | S3M150 | | | | | | 17 | 21 | | 6900ZZ×2 | | |
| | 40 | S3M100 | 10 | 38.20 | 37.44 | 44 | 32 | 11 | 15 | 19.5 | 6900ZZ×2 | 22 | 6 |
| | | S3M150 | | | | | | 17 | 21 | | 6900ZZ×2 | | |
| | 44 | S3M100 | 10 | 42.02 | 41.25 | 48 | 36 | 11 | 15 | 19.5 | 6900ZZ×2 | 22 | 6 |
| | | S3M150 | | | | | | 17 | 21 | | 6900ZZ×2 | | |
| | 48 | S3M100 | 10 | 45.84 | 45.07 | 50 | 38 | 11 | 15 | 19.5 | 6900ZZ×2 | 22 | 6 |
| | | S3M150 | | | | | | 17 | 21 | | 6900ZZ×2 | | |
| 50 | S3M100 | 10 | 47.75 | 46.98 | 52 | 40 | 11 | 15 | 19.5 | 6900ZZ×2 | 22 | 6 | |
| | S3M150 | | | | | | 17 | 21 | | 6900ZZ×2 | | | |
| 60 | S3M100 | 10 | 57.30 | 56.53 | 61 | 46 | 11 | 15 | 19.5 | 6900ZZ×2 | 22 | 6 | |
| | S3M150 | | | | | | 17 | 21 | | 25 | | | 6001ZZ×2 |

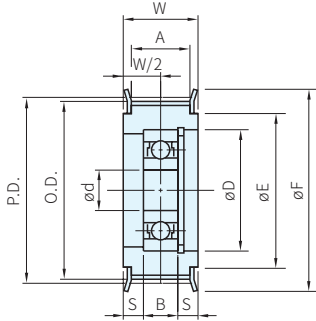
中心軸承型 訂貨: - - - 交期: 天

WGBK - 30 - S3M10 - 6

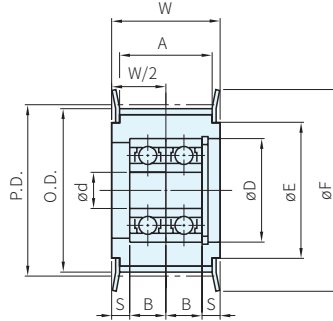


| Type | | 材質 | | | 處理 |
|------|-------|--------|--------|-----|------|
| 中心軸承 | 兩端軸承 | 本體 | 法蘭 | 軸承 | |
| WGBK | WGBKA | 鋁合金 | 鋁合金 | 鋼 | 白陽極 |
| FGBK | FGBKA | | | | 硬質陽極 |
| TGBK | TGBKA | ≈S45C | ≈S45C | | 染黑 |
| NGBK | NGBKA | | | | 無電解鍍 |
| PGBK | - | SUS304 | SUS304 | 不銹鋼 | - |

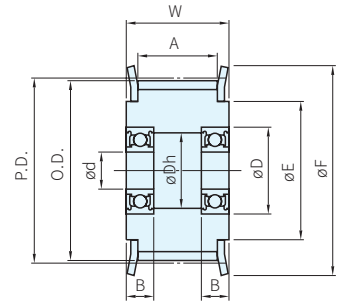
中心軸承型 (1PCS軸承時)
WGBK · FGBK · TGBK · NGBK · PGBK



中心軸承型 (2PCS軸承時)
WGBK · FGBK · TGBK · NGBK · PGBK



兩端軸承型
WGBKA · FGBKA · TGBKA · NGBKA



| Type | 型式 | | 軸徑 d | P.D. | O.D. | F | E | A | W | S | 軸承 | | |
|--------------------------------------|--------|--------|---------|-------|-------|----|----|----|----|----------|----------|----|----|
| | 齒數 | 配合皮帶 | | | | | | | | | No. | D | B |
| WGBK FGBK TGBK NGBK PGBK | 16 | S5M100 | 6 | 25.46 | 24.50 | 32 | 20 | 11 | 16 | 5 | 606ZZ×1 | 17 | 6 |
| | 18 | S5M100 | 8 | 28.65 | 27.69 | 33 | 22 | | | | 698ZZ×1 | 19 | 6 |
| | 20 | S5M100 | 8 | 31.83 | 30.87 | 36 | 24 | 17 | 22 | 5 | 698ZZ×1 | 19 | 6 |
| | | S5M150 | | | | | | | | | 698ZZ×2 | | |
| | 22 | S5M100 | 8 | 35.01 | 34.05 | 40 | 27 | 11 | 16 | 4 | 628ZZ×1 | 24 | 8 |
| | | S5M150 | | | | | | 17 | 22 | 3 | 628ZZ×2 | | |
| | 24 | S5M100 | 10 | 38.20 | 37.24 | 45 | 30 | 11 | 16 | 4 | 6000ZZ×1 | 26 | 8 |
| | | S5M150 | | | | | | 17 | 22 | 3 | 6000ZZ×2 | | |
| | 25 | S5M100 | 10 | 39.79 | 38.83 | 45 | 30 | 11 | 16 | 4 | 6000ZZ×1 | 26 | 8 |
| | | S5M150 | | | | | | 17 | 22 | 3 | 6000ZZ×2 | | |
| | 26 | S5M100 | 10 | 41.38 | 40.42 | 48 | 35 | 11 | 16 | 3.5 | 6200ZZ×1 | 30 | 9 |
| | | S5M150 | | | | | | | | | 17 | | |
| | 28 | S5M100 | 10 | 44.56 | 43.60 | 48 | 35 | 11 | 16 | 3 | 6201ZZ×1 | 32 | 10 |
| | | S5M150 | | | | | | 17 | 22 | 6 | 6201ZZ×1 | | |
| | 30 | S5M100 | 12 | 47.75 | 46.79 | 52 | 36 | 11 | 16 | 3 | 6201ZZ×1 | 32 | 10 |
| | | S5M150 | | | | | | 17 | 22 | 6 | 6000ZZ×2 | | |
| 32 | S5M100 | 12 | 50.93 | 49.97 | 55 | 40 | 11 | 16 | 3 | 6201ZZ×1 | 32 | 10 | |
| | S5M150 | | | | | | 17 | 22 | 3 | 6000ZZ×2 | | | |
| 36 | S5M100 | 12 | 57.30 | 56.34 | 61 | 45 | 11 | 16 | 3 | 6201ZZ×1 | 32 | 10 | |
| 40 | S5M100 | 12 | 63.66 | 62.70 | 67 | 50 | | | | | | | |

時規皮帶
惰輪

中心軸承型 訂貨： Type - 齒數 - 配合皮帶 - d 交期： 15 天
WGBK - 16 - S5M100 - 6

| Type | 型式 | | 軸徑 d | P.D. | O.D. | F | E | A | W | Dh | 軸承 | | |
|----------------------------------|--------|--------|---------|-------|-------|----|----|----|----|----------|----------|----|---|
| | 齒數 | 配合皮帶 | | | | | | | | | No. | D | B |
| WGBKA FGBKA TGBKA NGBKA | 16 | S5M150 | 6 | 25.46 | 24.50 | 32 | 20 | 17 | 22 | 14.5 | 606ZZ×2 | 17 | 6 |
| | | S5M250 | | | | | | 27 | 32 | | | | |
| | 18 | S5M150 | 8 | 28.65 | 27.69 | 33 | 22 | 17 | 22 | 16.5 | 698ZZ×2 | 19 | 6 |
| | | S5M250 | | | | | | 27 | 32 | | | | |
| | 20 | S5M150 | 8 | 31.83 | 30.87 | 36 | 24 | 17 | 22 | 16.5 | 698ZZ×2 | 19 | 6 |
| | | S5M250 | | | | | | 27 | 32 | | | | |
| | 22 | S5M150 | 8 | 35.01 | 34.05 | 40 | 27 | 17 | 22 | 19.5 | 608ZZ×2 | 22 | 7 |
| | | S5M250 | | | | | | 27 | 32 | | | | |
| | 24 | S5M150 | 8 | 38.20 | 37.24 | 45 | 30 | 17 | 22 | 19.5 | 608ZZ×2 | 22 | 7 |
| | | S5M250 | | | | | | 27 | 32 | | | | |
| | 25 | S5M100 | 6 | 39.79 | 38.83 | 45 | 30 | 11 | 16 | 13 | 696ZZ×2 | 15 | 5 |
| | | S5M150 | | | | | | 17 | 22 | | | | |
| | | S5M250 | | | | | | 27 | 32 | | | | |
| | 25 | S5M100 | 8 | 39.79 | 38.83 | 45 | 30 | 11 | 16 | 16.5 | 698ZZ×2 | 19 | 6 |
| | | S5M150 | | | | | | 17 | 22 | | | | |
| | | S5M250 | | | | | | 27 | 32 | | | | |
| | 26 | S5M150 | 10 | 41.38 | 40.42 | 48 | 35 | 17 | 22 | 25 | 6200ZZ×2 | 30 | 9 |
| | | S5M250 | | | | | | 27 | 32 | | | | |
| | 28 | S5M100 | 10 | 44.56 | 43.60 | 48 | 35 | 11 | 16 | 19.5 | 6900ZZ×2 | 22 | 6 |
| | | S5M150 | | | | | | 17 | 22 | | | | |
| | | S5M250 | | | | | | 27 | 32 | | | | |
| | 30 | S5M150 | 12 | 47.75 | 46.79 | 52 | 36 | 17 | 22 | 25 | 6001ZZ×2 | 28 | 8 |
| | | S5M250 | | | | | | 27 | 32 | | | | |
| | 32 | S5M150 | 12 | 50.93 | 49.97 | 55 | 40 | 17 | 22 | 25 | 6001ZZ×2 | 28 | 8 |
| S5M250 | | 27 | | | | | | 32 | | | | | |
| 36 | S5M150 | 15 | 57.30 | 56.34 | 61 | 45 | 17 | 22 | 29 | 6002ZZ×2 | 32 | 9 | |
| | S5M250 | | | | | | 27 | 32 | | | | | |
| 40 | S5M150 | 15 | 63.65 | 62.70 | 67 | 50 | 17 | 22 | 29 | 6002ZZ×2 | 32 | 9 | |
| | S5M250 | | | | | | 27 | 32 | | | | | |

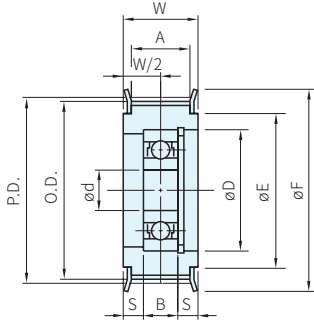
兩端軸承型 訂貨： - - - 交期: 天
WGBKA - 20 - S5M150 - 8



| Type | | 材質 | | | 處理 |
|------|-------|-------|-------|----|------|
| 中心軸承 | 兩端軸承 | 本體 | 法蘭 | 軸承 | |
| WGBK | WGBKA | 鋁合金 | 鋁合金 | 鋼 | 白陽極 |
| FGBK | FGBKA | | | | 硬質陽極 |
| TGBK | TGBKA | ≈S45C | ≈S45C | | 染黑 |
| NGBK | NGBKA | | | | 無電解鍍 |

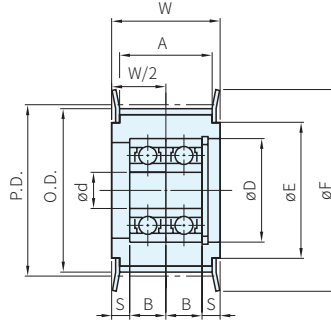
中心軸承型 (1PCS軸承時)

WGBK · FGBK · TGBK · NGBK



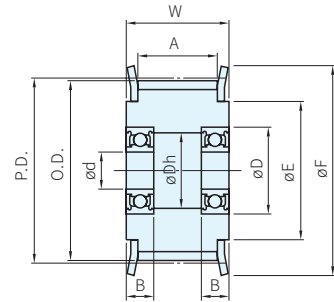
中心軸承型 (2PCS軸承時)

WGBK · FGBK · TGBK · NGBK



兩端軸承型

WGBKA · FGBKA · TGBKA · NGBKA



| Type | 型式 | | 軸徑 d | P.D. | O.D. | F | E | A | W | S | 軸承 | | |
|------------------------------|--------|--------|---------|--------|-------|----|-----|----|------|----------|----------|----|----|
| | 齒數 | 配合皮帶 | | | | | | | | | No. | D | B |
| WGBK FGBK TGBK NGBK | 20 | S8M150 | 12 | 50.93 | 49.56 | 58 | 40 | 17 | 22 | 6 | 6201ZZ×1 | 32 | 10 |
| | | S8M250 | 15 | | | | | 28 | 33 | 5.5 | 6202ZZ×2 | 35 | 11 |
| | 22 | S8M150 | 12 | 56.02 | 54.65 | 61 | 45 | 17 | 22 | 6 | 6201ZZ×1 | 32 | 10 |
| | | S8M250 | 12 | 61.12 | 59.74 | 67 | 50 | 17 | 22 | 6 | 6201ZZ×1 | 32 | 10 |
| | S8M300 | 15 | 28 | | | | | 33 | 6.5 | 6201ZZ×2 | | | |
| | S8M400 | 20 | 33 | | | | | 38 | 8 | 6202ZZ×2 | 35 | 11 | |
| | | | 44 | | | | | 49 | 13.5 | | | | |
| | 25 | S8M150 | 15 | 63.66 | 62.29 | 70 | 56 | 17 | 22 | 5.5 | 6202ZZ×1 | 35 | 11 |
| | 26 | S8M150 | 15 | 66.21 | 64.84 | 74 | 58 | | | | | | |
| | 28 | S8M150 | 15 | 71.30 | 69.93 | 80 | 60 | | | | | | |
| | 30 | S8M150 | 15 | 76.39 | 75.02 | 87 | 67 | 17 | 22 | 5.5 | 6202ZZ×1 | 35 | 11 |
| | | S8M250 | 15 | | | | | 28 | 33 | 5.5 | 6202ZZ×2 | | |
| | | S8M300 | 20 | | | | | 33 | 38 | 5 | 6204ZZ×2 | 47 | 14 |
| | | S8M400 | | | | | | 44 | 49 | 10.5 | | | |
| | 32 | S8M150 | 20 | 81.49 | 80.12 | 87 | 67 | 17 | 22 | 4 | 6204ZZ×1 | 47 | 14 |
| | 34 | S8M150 | 20 | 86.58 | 85.21 | 95 | 75 | | | | | | |
| 40 | S8M150 | 25 | 101.86 | 100.49 | 111 | 90 | 3.5 | | | | | | |

中心軸承型 訂貨： Type - 齒數 - 配合皮帶 - d 交期： 15 天
WGBK - 22 - S8M150 - 12

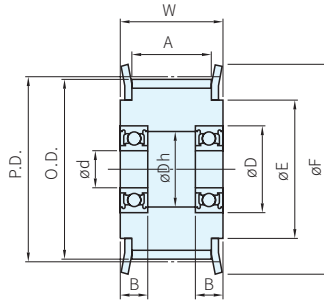
| Type | 型式 | | 軸徑 d | P.D. | O.D. | F | E | A | W | Dh | 軸承 | | |
|----------------------------------|----|--------|---------|--------|--------|-----|----|----|----|----------|----------|----|----|
| | 齒數 | 配合皮帶 | | | | | | | | | No. | D | B |
| WGBKA FGBKA TGBKA NGBKA | 22 | S8M250 | 12 | 56.02 | 54.65 | 61 | 45 | 28 | 33 | 27 | 6201ZZ×2 | 32 | 10 |
| | | S8M300 | | | | | | 33 | 38 | | | | |
| | | S8M400 | | | | | | 44 | 49 | | | | |
| | 24 | S8M250 | 12 | 61.12 | 59.74 | 67 | 50 | 28 | 33 | 27 | 6201ZZ×2 | 32 | 10 |
| | | S8M300 | | | | | | 33 | 38 | | | | |
| | | S8M400 | | | | | | 44 | 49 | | | | |
| | 25 | S8M250 | 12 | 63.66 | 62.29 | 70 | 56 | 28 | 33 | 27 | 6201ZZ×2 | 32 | 10 |
| | | S8M300 | | | | | | 33 | 38 | | | | |
| | | S8M400 | | | | | | 44 | 49 | | | | |
| | 26 | S8M150 | 12 | 66.21 | 64.84 | 74 | 58 | 17 | 22 | 25 | 6001ZZ×2 | 28 | 8 |
| | | S8M250 | | | | | | 28 | 33 | | | | |
| | | S8M300 | | | | | | 33 | 38 | 27 | 6201ZZ×2 | 32 | 10 |
| | | S8M400 | | | | | | 44 | 49 | | | | |
| | 28 | S8M250 | 15 | 71.30 | 69.93 | 80 | 60 | 28 | 33 | 30 | 6202ZZ×2 | 35 | 11 |
| | | S8M300 | | | | | | 33 | 38 | | | | |
| | | S8M400 | | | | | | 44 | 49 | | | | |
| | 30 | S8M150 | 15 | 76.39 | 75.02 | 87 | 67 | 17 | 22 | 29 | 6002ZZ×2 | 32 | 9 |
| | | S8M250 | | | | | | 28 | 33 | | | | |
| | | S8M300 | | | | | | 33 | 38 | 30 | 6202ZZ×2 | 35 | 11 |
| | | S8M400 | | | | | | 44 | 49 | | | | |
| | 30 | S8M250 | 20 | 76.39 | 75.02 | 87 | 67 | 28 | 33 | 37 | 6004ZZ×2 | 42 | 12 |
| | | S8M300 | | | | | | 33 | 38 | | | | |
| | | S8M400 | | | | | | 44 | 49 | 41 | 6204ZZ×2 | 47 | 14 |
| | 32 | S8M250 | 20 | 81.49 | 80.12 | 87 | 67 | 28 | 33 | | | | |
| | | S8M300 | | | | | | 33 | 38 | | | | |
| | | S8M400 | | | | | | 44 | 49 | | | | |
| | 34 | S8M250 | 20 | 86.58 | 85.21 | 95 | 75 | 28 | 33 | 41 | 6204ZZ×2 | 47 | 14 |
| | | S8M300 | | | | | | 33 | 38 | | | | |
| | | S8M400 | | | | | | 44 | 49 | | | | |
| | 40 | S8M250 | 25 | 101.86 | 100.49 | 111 | 90 | 28 | 33 | 43 | 6005ZZ×2 | 47 | 12 |
| S8M300 | | 33 | | | | | | 38 | | | | | |
| S8M400 | | 44 | | | | | | 49 | 47 | 6205ZZ×2 | 52 | 15 | |

兩端軸承型 訂貨: - - - 交期: 天
WGBKA - 25 - S8M300 - 12



| 兩端軸承 | 材質 | | | 處理 |
|---------|-------|-------|----|----|
| | 本體 | 法蘭 | 軸承 | |
| TGBKAMK | ≈S45C | ≈S45C | 鋼 | 染黑 |

兩端軸承型
TGBKAMK



| 型式 | | | 軸徑 d | P.D. | O.D. | F | E | A | W | Dh | 軸承 | | |
|---------|----|---------|---------|--------|--------|-----|-----|----|----|------|----------|----|----|
| Type | 齒數 | 配合皮帶 | | | | | | | | | No. | D | B |
| TGBKAMK | 28 | S14M400 | 30 | 124.78 | 121.98 | 136 | 101 | 46 | 53 | 57 | 6206ZZ×2 | 62 | 16 |
| | | S14M600 | | | | | | 67 | 74 | | | | |
| | | S14M400 | 40 | 124.78 | 121.98 | 136 | 101 | 46 | 53 | 73.5 | 6208ZZ×2 | 80 | 18 |
| | | S14M600 | | | | | | 67 | 74 | | | | |

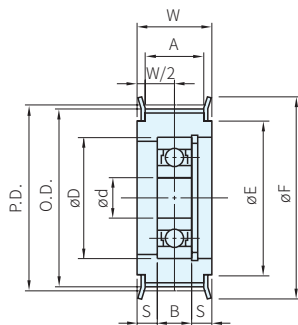
兩端軸承型 訂貨： - - - 交期: 天
TGBKAMK - 28 - S14M400 - 30



| Type P2M 中心軸承 | 材質 | | | 處理 |
|---------------------|-------|------|----|-----|
| | 本體 | 法蘭 | 軸承 | |
| WSBK | 鋁合金 | 鋁合金 | 鋼 | 白陽極 |
| TSBK | ≈S45C | SPCC | | 染黑 |

中心軸承型 (1PCS軸承時)

WSBK · TSBK



| 型式 | | | 軸徑 d | P.D. | O.D. | F | E | A | W | S | 軸承 | | |
|--------------|----|--------|---------|-------|-------|----|----|-----|------|------|---------|----|---|
| Type | 齒數 | 配合皮帶 | | | | | | | | | No. | D | B |
| WSBK TSBK | 40 | P2M060 | 6 | 25.46 | 24.96 | 32 | 23 | 7.5 | 11.5 | 3.25 | 696ZZ×1 | 15 | 5 |

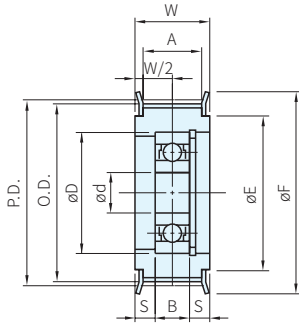
中心軸承型 訂貨： - - - 交期: 天
WSBK - 40 - P2M060 - 6



| Type | 材質 | | | 處理 |
|------|-------------|------|----|-----|
| | P3M 中心軸承 | 本體 | 法蘭 | |
| WSBK | 鋁合金 | 鋁合金 | 鋼 | 白陽極 |
| TSBK | ≈S45C | SPCC | | 染黑 |

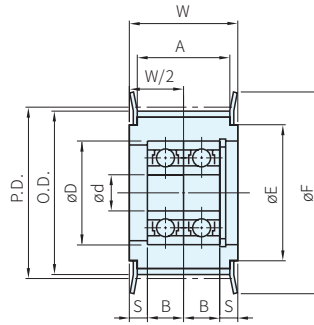
中心軸承型 (1PCS軸承時)

WSBK · TSBK



中心軸承型 (2PCS軸承時)

WSBK · TSBK



| Type | 型式 | | 軸徑 d | P.D. | O.D. | F | E | A | W | S | 軸承 | | |
|------|----|--------|---------|-------|-------|----|----|----|----|---|---------|----|---|
| | 齒數 | 配合皮帶 | | | | | | | | | No. | D | B |
| WSBK | 30 | P3M100 | 6 | 28.65 | 27.89 | 35 | 25 | 12 | 16 | 5 | 626ZZ×1 | 19 | 6 |
| TSBK | | P3M150 | | | | | | | | | | | |

中心軸承型 訂貨： - - - 交期: 天
 WSBK - 30 - P3M150 - 6



| Type | | 材質 | | | 處理 |
|------|-------|-------|------|----|------|
| P5M | | 本體 | 法蘭 | 軸承 | |
| 中心軸承 | 兩端軸承 | | | | |
| WSBK | WSBKA | 鋁合金 | 鋁合金 | 鋼 | 白陽極 |
| - | FSBKA | | | | 硬質陽極 |
| TSBK | TSBKA | ≈S45C | SPCC | | 染黑 |

中心軸承型 (1PCS軸承時)

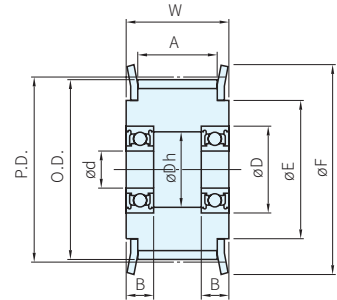
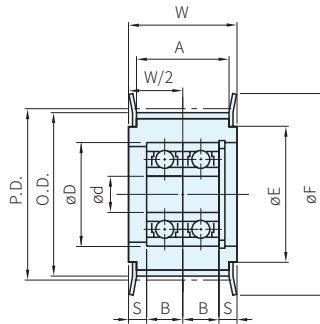
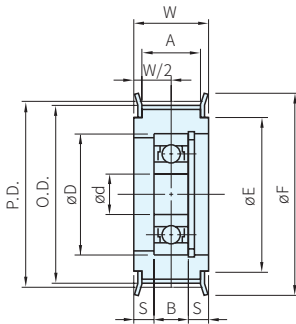
中心軸承型 (2PCS軸承時)

兩端軸承型

WSBK · TSBK

WSBK · TSBK

WSBKA · FSBKA · TSBKA



| 型式 | | | 軸徑 d | P.D. | O.D. | F | E | A | W | S | 軸承 | | |
|--------------|----|--------|------|-------|-------|----|----|------|----|-----|----------|----|---|
| Type | 齒數 | 配合皮帶 | | | | | | | | | No. | D | B |
| WSBK TSBK | 20 | P5M100 | 8 | 31.83 | 30.69 | 35 | 25 | 11.6 | 16 | 5 | 698ZZ×1 | 19 | 6 |
| | | P5M150 | | | | | | 16.6 | 21 | 4.5 | | | |
| | 28 | P5M100 | 10 | 44.56 | 43.42 | 50 | 38 | 11.6 | 16 | 3.5 | 6200ZZ×1 | 30 | 9 |
| | | P5M150 | | | | | | 16.6 | 21 | 6 | | | |

中心軸承型 訂貨： - - - 交期： 天
WSBK - 20 - P5M150 - 8

| 型式 | | | 軸徑 d | P.D. | O.D. | F | E | A | W | Dh | 軸承 | | |
|-------------------------|----|--------|------|-------|-------|----|----|------|------|---------|----------|----|------|
| Type | 齒數 | 配合皮帶 | | | | | | | | | No. | D | B |
| WSBKA FSBKA TSBKA | 25 | P5M100 | 6 | 39.79 | 38.65 | 44 | 32 | 11.6 | 16 | 13 | 696ZZ×2 | 15 | 5 |
| | | P5M150 | | | | | | 16.6 | 21 | | | | |
| | | P5M100 | | | | | | 8 | 16.5 | 698ZZ×2 | 19 | 6 | |
| | | P5M150 | | | | | | | | | | | 16.6 |
| | 28 | P5M100 | 10 | 44.56 | 43.42 | 50 | 38 | 11.6 | 16 | 19.5 | 6900ZZ×2 | 22 | 6 |
| | | P5M150 | | | | | | 16.6 | 21 | | | | |
| | 30 | P5M150 | 12 | 47.75 | 46.60 | 55 | 40 | 16.6 | 21 | 24 | 6001ZZ×2 | 28 | 8 |
| | 36 | P5M150 | 15 | 57.30 | 56.15 | 67 | 50 | 16.6 | 21 | 28 | 6002ZZ×2 | 32 | 9 |

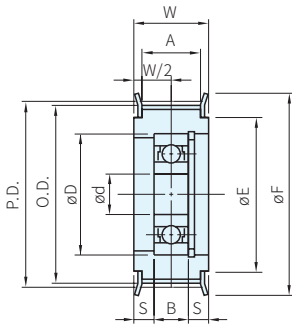
兩端軸承型 訂貨： - - - 交期： 天
WSBKA - 30 - P5M150 - 12



| Type | | 材質 | | | 處理 |
|------|-------|-------|------|----|------|
| P8M | | 本體 | 法蘭 | 軸承 | |
| 中心軸承 | 兩端軸承 | | | | |
| WSBK | WSBKA | 鋁合金 | 鋁合金 | 鋼 | 白陽極 |
| - | FSBKA | | | | 硬質陽極 |
| TSBK | TSBKA | ≈S45C | SPCC | | 染黑 |

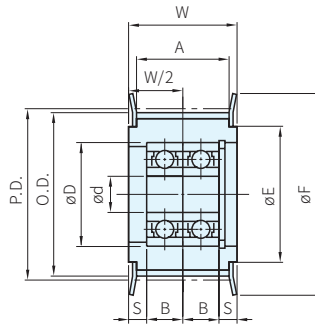
中心軸承型 (1PCS軸承時)

WSBK · TSBK



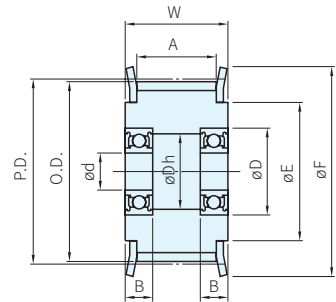
中心軸承型 (2PCS軸承時)

WSBK · TSBK



兩端軸承型

WSBKA · FSBKA · TSBKA



| 型式 | | | 軸徑 d | P.D. | O.D. | F | E | A | W | S | 軸承 | | |
|--------------|--------|--------|---------|-------|-------|----|----|------|-----|----------|----------|----|----|
| Type | 齒數 | 配合皮帶 | | | | | | | | | No. | D | B |
| WSBK TSBK | 20 | P8M150 | 12 | 50.93 | 49.56 | 55 | 40 | 16.8 | 22 | 6 | 6201ZZ×1 | 32 | 10 |
| | | P8M250 | 15 | | | | | 27.8 | 33 | 5.5 | 6202ZZ×2 | 35 | 11 |
| | 24 | P8M250 | 12 | 61.12 | 59.74 | 67 | 50 | 27.8 | 33 | 6.5 | 6201ZZ×2 | 32 | 10 |
| | | P8M150 | 15 | 76.39 | 75.02 | 83 | 63 | 16.8 | 22 | 5.5 | 6202ZZ×1 | 35 | 11 |
| | P8M250 | 15 | 27.8 | | | | | 33 | 5.5 | 6202ZZ×2 | | | |

訂貨： Type - 齒數 - 配合皮帶 - d 交期： 15 天
WSBK - 20 - P8M150 - 12

| 型式 | | | 軸徑 d | P.D. | O.D. | F | E | A | W | Dh | 軸承 | | | | | | | |
|-------------------------|----|--------|---------|-------|-------|----|----|------|-------|-------|----------|----|------|----|----|----------|----|----|
| Type | 齒數 | 配合皮帶 | | | | | | | | | No. | D | B | | | | | |
| WSBKA FSBKA TSBKA | 26 | P8M150 | 12 | 66.21 | 64.84 | 74 | 58 | 16.8 | 22 | 24 | 6001ZZ×2 | 28 | 8 | | | | | |
| | | P8M250 | 15 | | | | | 27.8 | 33 | | | | | | | | | |
| | 30 | P8M150 | 12 | 76.39 | 75.02 | 83 | 63 | 16.8 | 22 | 28 | 6002ZZ×2 | 32 | 9 | | | | | |
| | | P8M250 | 15 | | | | | 27.8 | 33 | | | | | | | | | |
| | | 20 | P8M150 | | | | | 12 | 76.39 | 75.02 | 83 | 63 | 16.8 | 22 | 36 | 6004ZZ×2 | 42 | 12 |
| | | | P8M250 | | | | | 15 | | | | | 27.8 | 33 | | | | |

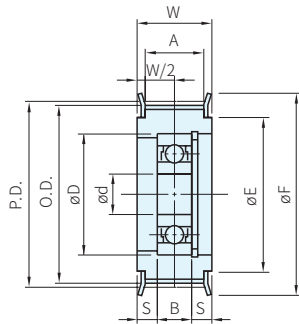
兩端軸承型 訂貨： Type - 齒數 - 配合皮帶 - d 交期： 15 天
WSBKA - 26 - P8M150 - 12



| Type | | 材質 | | | 處理 |
|------|-------|-------|------|----|-----|
| 2GT | | 本體 | 法蘭 | 軸承 | |
| 中心軸承 | 兩端軸承 | 鋁合金 | 鋁合金 | 鋼 | 白陽極 |
| WHBK | WHBKA | ≈S45C | SPCC | | 染黑 |

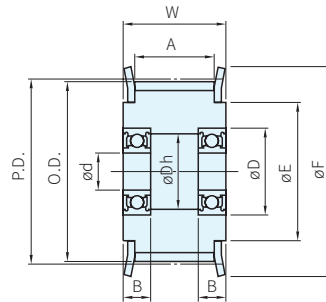
中心軸承型 (1PCS軸承時)

WHBK · THBK



兩端軸承型

WHBKA · THBKA



| 型式 | | | 軸徑 d | P.D. | O.D. | F | E | A | W | S | 軸承 | | |
|------|----|--------|---------|-------|-------|----|----|------|------|------|---------|----|---|
| Type | 齒數 | 配合皮帶 | | | | | | | | | No. | D | B |
| WHBK | 40 | GT2060 | 6 | 25.46 | 24.96 | 30 | 21 | 7.0 | 10.3 | 2.15 | 606ZZ×1 | 17 | 6 |
| THBK | | GT2090 | | | | | | 10.0 | 13.3 | 3.65 | | | |

中心軸承型 訂貨: - - - 交期: 天
WHBK - 40 - GT2060 - 6

| 型式 | | | 軸徑 d | P.D. | O.D. | F | E | A | W | Dh | 軸承 | | |
|-------|----|--------|---------|-------|-------|----|----|------|------|----|---------|---|-----|
| Type | 齒數 | 配合皮帶 | | | | | | | | | No. | D | B |
| WHBKA | 30 | GT2040 | 5 | 19.10 | 18.59 | 24 | 15 | 5.0 | 8.3 | 7 | 675ZZ×2 | 8 | 2.5 |
| THBKA | | GT2060 | | | | | | 7.0 | 10.3 | | | | |
| | | GT2090 | | | | | | 10.0 | 13.3 | | | | |

兩端軸承型 訂貨: - - - 交期: 天
WHBKA - 30 - GT2060 - 5

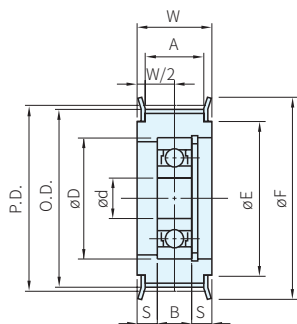
RoHS



| Type | | 材質 | | | 處理 |
|------|-------|-------|------|----|-----|
| 3GT | | 本體 | 法蘭 | 軸承 | |
| 中心軸承 | 兩端軸承 | 鋁合金 | 鋁合金 | 鋼 | 白陽極 |
| WHBK | WHBKA | ≈S45C | SPCC | | 染黑 |

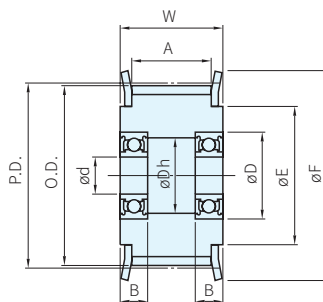
中心軸承型 (1PCS軸承時)

WHBK · THBK



兩端軸承型

WHBKA · THBKA



| 型式 | | | 軸徑 d | P.D. | O.D. | F | E | A | W | S | 軸承 | | |
|--------------|----|--------|---------|-------|-------|----|----|------|------|------|---------|----|---|
| Type | 齒數 | 配合皮帶 | | | | | | | | | No. | D | B |
| WHBK THBK | 30 | GT3060 | 6 | 28.65 | 27.89 | 32 | 23 | 7.3 | 11.0 | 2.50 | 606ZZ×1 | 17 | 6 |
| | | GT3090 | | | | | | 10.3 | 14.0 | 4.00 | | | |

中心軸承型 訂貨: - - - 交期: 天
WHBK - 30 - GT3060 - 6

| 型式 | | | 軸徑 d | P.D. | O.D. | F | E | A | W | Dh | 軸承 | | |
|----------------|--------|--------|---------|-------|-------|----|------|------|------|---------|---------|-----|-----|
| Type | 齒數 | 配合皮帶 | | | | | | | | | No. | D | B |
| WHBKA THBKA | 20 | GT3090 | 5 | 19.10 | 18.34 | 23 | 14 | 10.3 | 14.0 | 7 | 675ZZ×2 | 8 | 2.5 |
| | | GT3150 | | | | | | 16.3 | 20.0 | | | | |
| | 24 | GT3090 | 6 | 22.92 | 22.16 | 26 | 18 | 10.3 | 14.0 | 9 | 676ZZ×2 | 10 | 3 |
| | | GT3150 | | | | | | 16.3 | 20.0 | | | | |
| 30 | GT3090 | 8 | 28.65 | 27.89 | 32 | 23 | 10.3 | 14.0 | 11 | 678ZZ×2 | 12 | 3.5 | |
| | GT3150 | | | | | | 16.3 | 20.0 | | | | | |

兩端軸承型 訂貨: - - - 交期: 天
WHBKA - 30 - GT3090 - 8

時規皮帶惰輪



| Type | | 材質 | | | 處理 |
|------|-------|-------|------|----|-----|
| 5GT | | 本體 | 法蘭 | 軸承 | |
| 中心軸承 | 兩端軸承 | 鋁合金 | 鋁合金 | 鋼 | 白陽極 |
| WHBK | WHBKA | ≈S45C | SPCC | | 染黑 |

中心軸承型 (1PCS軸承時)

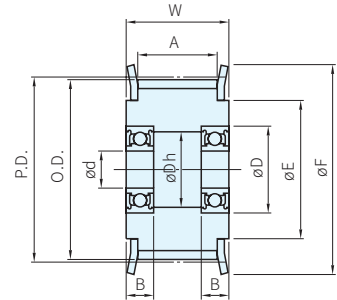
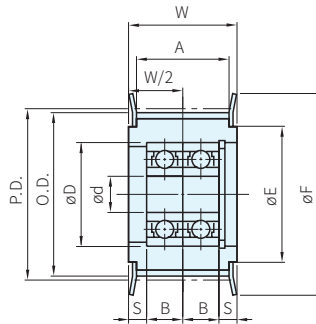
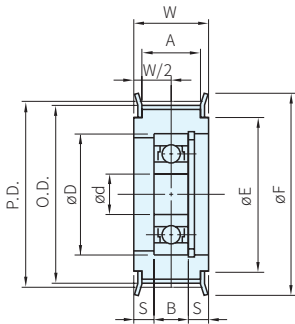
中心軸承型 (2PCS軸承時)

兩端軸承型

WHBK · THBK

WHBK · THBK

WHBKA · THBKA



| Type | 型式 | | 軸徑 d | P.D. | O.D. | F | E | A | W | S | 軸承 | | |
|--------------|----|--------|------|-------|-------|----|----|------|------|------|----------|----|---|
| | 齒數 | 配合皮帶 | | | | | | | | | No. | D | B |
| WHBK THBK | 20 | GT5090 | 8 | 31.83 | 30.69 | 35 | 24 | 10.3 | 14.0 | 4.00 | 698ZZ×1 | 19 | 6 |
| | | GT5120 | | | | | | 13.3 | 17.0 | 5.50 | | | |
| | 24 | GT5090 | 10 | 38.20 | 37.06 | 42 | 30 | 10.3 | 14.0 | 4.50 | 6800ZZ×1 | 19 | 5 |
| | | GT5120 | | | | | | 13.3 | 17.0 | 3.50 | 6800ZZ×2 | | |
| | 28 | GT5090 | 10 | 44.56 | 43.42 | 48 | 36 | 10.3 | 14.0 | 4.50 | 6800ZZ×1 | 19 | 5 |
| | | GT5120 | | | | | | 13.3 | 17.0 | 6.00 | | | |
| | 30 | GT5090 | 12 | 47.75 | 46.61 | 51 | 39 | 10.3 | 14.0 | 4.50 | 6801ZZ×1 | 21 | 5 |
| | | GT5120 | | | | | | 13.3 | 17.0 | 6.00 | | | |

中心軸承型 訂貨: - - - 交期: 天
WHBK - 20 - GT5090 - 8

| Type | 型式 | | 軸徑 d | P.D. | O.D. | F | E | A | W | Dh | 軸承 | | |
|----------------|----|--------|------|-------|-------|----|----|------|------|------|----------|----|-----|
| | 齒數 | 配合皮帶 | | | | | | | | | No. | D | B |
| WHBKA THBKA | 20 | GT5120 | 8 | 31.83 | 30.69 | 35 | 24 | 13.3 | 17.0 | 11 | 678ZZ×2 | 12 | 3.5 |
| | | GT5150 | | | | | | 16.3 | 20.0 | | | | |
| | 30 | GT5120 | 8 | 47.75 | 46.61 | 51 | 39 | 13.3 | 17.0 | 11 | 678ZZ×2 | 12 | 3.5 |
| | | GT5150 | | | | | | 12 | 16.3 | | | | |
| | 32 | GT5120 | 12 | 50.93 | 49.79 | 55 | 42 | 13.3 | 17.0 | 18.5 | 6801ZZ×2 | 21 | 5 |
| | | GT5150 | | | | | | 16.3 | 20.0 | | | | |
| | 36 | GT5120 | 15 | 57.30 | 56.16 | 61 | 49 | 13.3 | 17.0 | 21.5 | 6802ZZ×2 | 24 | 5 |
| | | GT5150 | | | | | | 16.3 | 20.0 | | | | |

兩端軸承型 訂貨: - - - 交期: 天
WHBKA - 30 - GT5120 - 8

時規皮帶惰輪



| Type | | 材質 | | | 處理 |
|------|-------|-------|------|----|-----|
| 8YU | | 本體 | 法蘭 | 軸承 | |
| 中心軸承 | 兩端軸承 | 鋁合金 | 鋁合金 | 鋼 | 白陽極 |
| WHBK | WHBKA | ≈S45C | SPCC | | 染黑 |

中心軸承型 (1PCS軸承時)

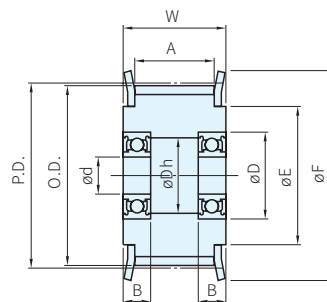
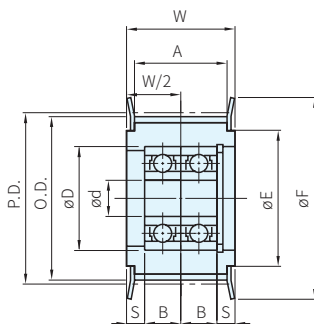
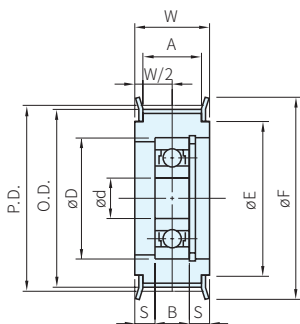
WHBK · THBK

中心軸承型 (2PCS軸承時)

WHBK · THBK

兩端軸承型

WHBKA · THBKA



| 型式 | | | 軸徑 d | P.D. | O.D. | F | E | A | W | S | 軸承 | | | |
|--------------|----|--------|---------|-------|-------|----|----|------|------|------|----------|----|---|----------|
| Type | 齒數 | 配合皮帶 | | | | | | | | | No. | D | B | |
| WHBK THBK | 20 | YU8150 | 20 | 50.93 | 49.56 | 62 | 40 | 16.7 | 23.0 | 8.00 | 6804ZZ×1 | 32 | 7 | |
| | | YU8200 | | | | | | 21.7 | 28.0 | 7.00 | | | | 6804ZZ×2 |
| | 30 | YU8150 | 25 | 76.39 | 75.02 | 85 | 64 | 16.7 | 23.0 | 8.00 | 6805ZZ×1 | 37 | 7 | |
| | | YU8200 | | | | | | 21.7 | 28.0 | 7.00 | | | | |
| | | YU8250 | | | | | | 26.7 | 33.0 | 9.50 | | | | 6805ZZ×2 |

中心軸承型 訂貨: - - - 交期: 天
WHBK - 30 - YU8150 - 25

| 型式 | | | 軸徑 d | P.D. | O.D. | F | E | A | W | Dh | 軸承 | | |
|-------|----|--------|---------|-------|-------|----|----|------|------|------|----------|----|---|
| Type | 齒數 | 配合皮帶 | | | | | | | | | No. | D | B |
| WHBKA | 30 | YU8200 | 25 | 76.39 | 75.02 | 85 | 64 | 21.7 | 28.0 | 34.5 | 6805ZZ×2 | 37 | 7 |
| THBKA | | YU8250 | | | | | | 26.7 | 33.0 | | | | |

兩端軸承型 訂貨: - - - 交期: 天
WHBKA - 30 - YU8200 - 25

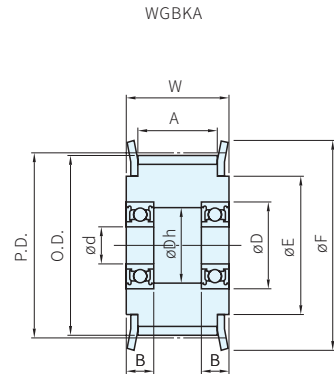
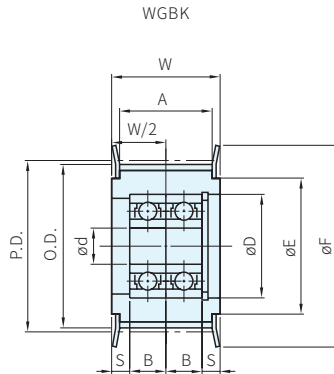
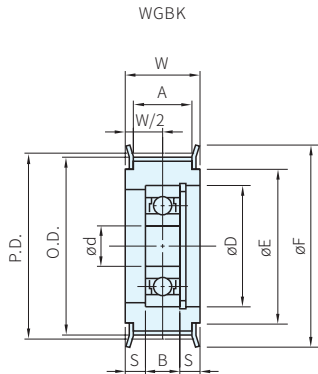


| Type | | 材質 | | | 處理 |
|------|-------|-----|-----|----|-----|
| 中心軸承 | 兩端軸承 | 本體 | 法蘭 | 軸承 | |
| WGBK | WGBKA | 鋁合金 | 鋁合金 | 鋼 | 白陽極 |

中心軸承型 (1PCS軸承時)

中心軸承型 (2PCS軸承時)

兩端軸承型



| Type | 型式 | | 軸徑 d | P.D. | O.D. | F | E | A | W | S | 軸承 | | | |
|------|----|-------|------|-------|-------|----|----|----|----|---|----------|----------|----|----|
| | 齒數 | 配合皮帶 | | | | | | | | | No. | D | B | |
| WGBK | 18 | T5100 | 8 | 28.65 | 27.80 | 33 | 22 | 11 | 16 | 5 | 698ZZ×1 | 19 | 6 | |
| | | T5100 | | | | | | | | | 698ZZ×1 | | | |
| | 20 | T5100 | 8 | 31.83 | 31.00 | 36 | 24 | 17 | 22 | 5 | 698ZZ×2 | 19 | 6 | |
| | | T5150 | | | | | | | | | 6900ZZ×1 | | | |
| | 22 | T5100 | 10 | 35.01 | 34.25 | 40 | 27 | 11 | 16 | 5 | 6900ZZ×1 | 22 | 6 | |
| | 24 | T5100 | | 38.20 | 37.40 | 45 | 30 | 11 | 16 | 4 | 6000ZZ×1 | 26 | 8 | |
| | 25 | T5100 | 10 | 39.79 | 39.00 | 45 | 30 | 11 | 16 | 4 | 3 | 6200ZZ×1 | 30 | 9 |
| | | | | | | | | | | | | | | |
| | 30 | T5100 | 12 | 47.75 | 46.95 | 52 | 36 | 11 | 16 | 3 | 6 | 6201ZZ×1 | 32 | 10 |
| | | | | | | | | | | | | | | |

中心軸承型 訂貨: - - - 交期: 天

WGBK - 20 - T5100 - 8

| Type | 型式 | | 軸徑 d | P.D. | O.D. | F | E | A | W | Dh | 軸承 | | |
|-------|-------|-------|-------|-------|-------|----|----|----|----|----------|----------|----|---|
| | 齒數 | 配合皮帶 | | | | | | | | | No. | D | B |
| WGBKA | 18 | T5100 | 6 | 28.65 | 27.80 | 33 | 22 | 11 | 16 | 13 | 696ZZ×2 | 15 | 5 |
| | | T5150 | | | | | | 17 | 22 | | | | |
| | | T5200 | | | | | | 22 | 27 | | | | |
| | | T5250 | | | | | | 27 | 32 | | | | |
| | 20 | T5100 | 8 | 31.83 | 31.00 | 36 | 24 | 11 | 16 | 16.5 | 698ZZ×2 | 19 | 6 |
| | | T5150 | | | | | | 17 | 22 | | | | |
| | | T5200 | | | | | | 22 | 27 | | | | |
| | | T5250 | | | | | | 27 | 32 | | | | |
| | 22 | T5150 | 10 | 35.01 | 34.25 | 40 | 27 | 17 | 22 | 19.5 | 6900ZZ×2 | 22 | 6 |
| | | T5200 | | | | | | 22 | 27 | | | | |
| | | T5250 | | | | | | 27 | 32 | | | | |
| | | T5100 | | | | | | 11 | 16 | | | | |
| | 24 | T5150 | 10 | 38.20 | 37.40 | 45 | 30 | 17 | 22 | 19.5 | 6900ZZ×2 | 22 | 6 |
| | | T5200 | | | | | | 22 | 27 | | | | |
| | | T5250 | | | | | | 27 | 32 | | | | |
| | | T5100 | | | | | | 11 | 16 | | | | |
| | 25 | T5150 | 10 | 39.79 | 39.00 | 45 | 30 | 17 | 22 | 23 | 6000ZZ×2 | 26 | 8 |
| | | T5200 | | | | | | 22 | 27 | | | | |
| | | T5250 | | | | | | 27 | 32 | | | | |
| | | T5100 | | | | | | 11 | 16 | | | | |
| | 28 | T5150 | 10 | 44.56 | 43.75 | 48 | 35 | 17 | 22 | 25 | 6200ZZ×2 | 30 | 9 |
| | | T5200 | | | | | | 22 | 27 | | | | |
| | | T5250 | | | | | | 27 | 32 | | | | |
| | | T5100 | | | | | | 11 | 16 | | | | |
| 30 | T5150 | 12 | 47.75 | 46.95 | 52 | 36 | 17 | 22 | 25 | 6001ZZ×2 | 28 | 8 | |
| | T5200 | | | | | | 22 | 27 | | | | | |
| | T5250 | | | | | | 27 | 32 | | | | | |
| | T5100 | | | | | | 11 | 16 | | | | | |

兩端軸承型 訂貨: - - - 交期: 天

WGBKA - 18 - T5100 - 6

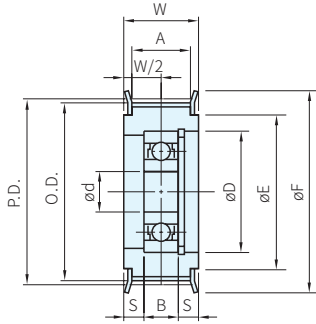
時規皮帶輪



| Type | | 材質 | | | 處理 |
|------|-------|-----|-----|----|-----|
| 中心軸承 | 兩端軸承 | 本體 | 法蘭 | 軸承 | |
| WGBK | WGBKA | 鋁合金 | 鋁合金 | 鋼 | 白陽極 |

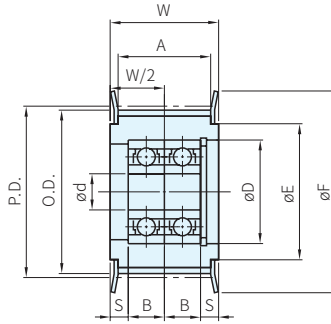
中心軸承型 (1PCS軸承時)

WGBK



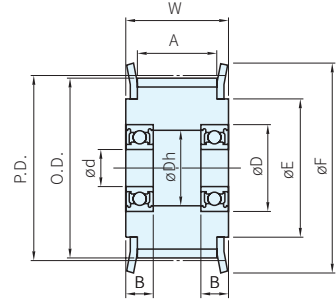
中心軸承型 (2PCS軸承時)

WGBK



兩端軸承型

WGBKA



| Type | 型式 | | 軸徑 d | P.D. | O.D. | F | E | A | W | S | 軸承 | | |
|------|--------|--------|---------|-------|-------|----|----|----|----|-----|----------|----|----|
| | 齒數 | 配合皮帶 | | | | | | | | | No. | D | B |
| WGBK | 16 | T10150 | 12 | 50.93 | 49.05 | 58 | 40 | 17 | 22 | 6 | 6201ZZ×1 | 32 | 10 |
| | | T10250 | 15 | | | | | | | | | | |
| | 18 | T10150 | 12 | 57.30 | 55.45 | 61 | 45 | 17 | 22 | 6 | 6201ZZ×1 | 32 | 10 |
| | | T10250 | 15 | 63.66 | 61.80 | 67 | 50 | 27 | 32 | 5 | 6202ZZ×2 | 35 | 11 |
| | 20 | T10150 | 15 | 70.03 | 68.15 | 80 | 60 | 17 | 22 | 5.5 | 6202ZZ×1 | | |
| | | T10250 | | 76.39 | 74.55 | 87 | 67 | | | | | | |
| | 22 | T10150 | 15 | 82.76 | 80.90 | 87 | 67 | | | | | | |
| | 24 | T10150 | | | | | | | | | | | |
| 26 | T10150 | | | | | | | | | | | | |

中心軸承型 訂貨: - - - 交期: 天
WGBK - 16 - T10150 - 12

| Type | 型式 | | 軸徑 d | P.D. | O.D. | F | E | A | W | Dh | 軸承 | | | | | | | |
|-------|--------|--------|---------|-------|-------|----|----|----|-------|----------|----------|----|----|----|----|----------|----|----|
| | 齒數 | 配合皮帶 | | | | | | | | | No. | D | B | | | | | |
| WGBKA | 16 | T10150 | 12 | 50.93 | 49.05 | 58 | 40 | 17 | 22 | 25 | 6001ZZ×2 | 28 | 8 | | | | | |
| | | T10200 | | | | | | | | | | | | | | | | |
| | | T10250 | | | | | | | | | | | | | | | | |
| | | T10300 | | | | | | | | | | | | | | | | |
| | | 15 | T10150 | | | | | 15 | 63.66 | 61.80 | 67 | 50 | 32 | 37 | 27 | 6201ZZ×2 | 32 | 10 |
| | | | T10200 | | | | | | | | | | | | | | | |
| | | | T10250 | | | | | | | | | | | | | | | |
| | | | T10300 | | | | | | | | | | | | | | | |
| | 18 | T10250 | 15 | 57.30 | 55.45 | 61 | 45 | 22 | 27 | 29 | 6002ZZ×2 | 32 | 9 | | | | | |
| | | T10200 | | | | | | | | | | | | | | | | |
| | | T10300 | | | | | | | | | | | | | | | | |
| | | T10400 | | | | | | | | | | | | | | | | |
| | 20 | T10250 | 15 | 63.66 | 61.80 | 67 | 50 | 32 | 37 | 30 | 6202ZZ×2 | 35 | 11 | | | | | |
| | | T10300 | | | | | | | | | | | | | | | | |
| | | T10400 | | | | | | | | | | | | | | | | |
| | | T10500 | | | | | | | | | | | | | | | | |
| | 22 | T10200 | 20 | 70.03 | 68.15 | 80 | 60 | 22 | 27 | 37 | 6004ZZ×2 | 42 | 12 | | | | | |
| | | T10250 | | | | | | | | | | | | | | | | |
| | | T10300 | | | | | | | | | | | | | | | | |
| | | T10400 | | | | | | | | | | | | | | | | |
| | 24 | T10200 | 20 | 76.39 | 74.55 | 87 | 67 | 27 | 32 | 41 | 6204ZZ×2 | 47 | 14 | | | | | |
| | | T10250 | | | | | | | | | | | | | | | | |
| | | T10300 | | | | | | | | | | | | | | | | |
| | | T10400 | | | | | | | | | | | | | | | | |
| 26 | T10200 | 20 | 82.76 | 80.90 | 87 | 67 | 22 | 27 | 37 | 6004ZZ×2 | 42 | 12 | | | | | | |
| | T10250 | | | | | | | | | | | | | | | | | |
| | T10300 | | | | | | | | | | | | | | | | | |
| | T10400 | | | | | | | | | | | | | | | | | |

兩端軸承型 訂貨: - - - 交期: 天
WGBKA - 16 - T10150 - 12

時規皮帶惰輪

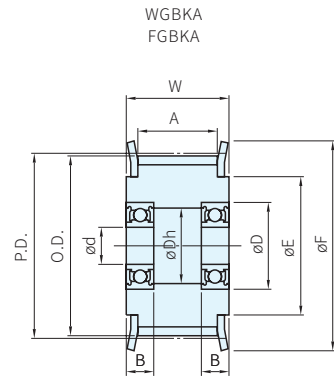
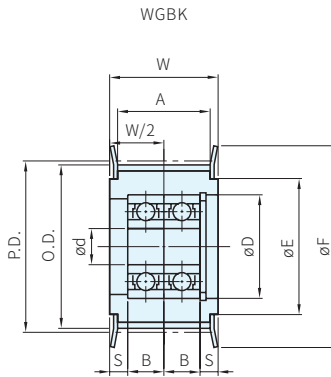
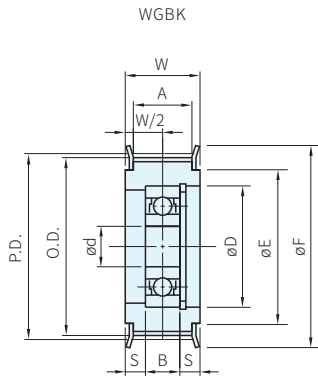


| Type | | 材質 | | | 處理 |
|------|-------|-----|-----|----|------|
| 中心軸承 | 兩端軸承 | 本體 | 法蘭 | 軸承 | |
| WGBK | WGBKA | 鋁合金 | 鋁合金 | 鋼 | 白陽極 |
| - | FGBKA | | | | 硬質陽極 |

中心軸承型 (1PCS軸承時)

中心軸承型 (2PCS軸承時)

兩端軸承型



| Type | 型式 | | 軸徑 d | P.D. | O.D. | F | E | A | W | S | 軸承 | | |
|------|----|--------|------|-------|-------|----|----|------|------|------|----------|----|----|
| | 齒數 | 配合皮帶 | | | | | | | | | No. | D | B |
| WGBK | 20 | AT5100 | 8 | 31.83 | 30.60 | 36 | 24 | 11.6 | 16.5 | 5.25 | 698ZZ×1 | 19 | 6 |
| | | AT5150 | | | | | | | | | 698ZZ×2 | | |
| | 28 | AT5100 | 10 | 44.56 | 43.35 | 48 | 35 | 11.6 | 16.5 | 3.75 | 6200ZZ×1 | 30 | 9 |
| | | AT5150 | | | | | | | | | | | |
| | 30 | AT5100 | 12 | 47.75 | 46.55 | 55 | 40 | 11.6 | 16.5 | 3.25 | 6201ZZ×1 | 32 | 10 |
| | | AT5150 | | | | | | | | | | | |

中心軸承型 訂貨： - - - 交期： 天
 WGBK - 20 - AT5100 - 8

| Type | 型式 | | 軸徑 d | P.D. | O.D. | F | E | A | W | Dh | 軸承 | | |
|----------------|--------|--------|-------|-------|-------|----|------|------|------|----------|----------|----|---|
| | 齒數 | 配合皮帶 | | | | | | | | | No. | D | B |
| WGBKA FGBKA | 18 | AT5100 | 6 | 28.65 | 27.40 | 33 | 22 | 11.6 | 16.5 | 13 | 696ZZ×2 | 15 | 5 |
| | 20 | AT5100 | 8 | 31.83 | 30.60 | 36 | 24 | 11.6 | 16.5 | 16.5 | 698ZZ×2 | 19 | 6 |
| | | AT5150 | | | | | | | | | | | |
| | 24 | AT5100 | 10 | 38.20 | 37.00 | 45 | 30 | 11.6 | 16.5 | 19.5 | 6900ZZ×2 | 22 | 6 |
| | | AT5150 | | | | | | | | | | | |
| | 25 | AT5150 | 10 | 39.79 | 38.60 | 45 | 30 | 16.6 | 21.5 | 23 | 6000ZZ×2 | 26 | 8 |
| 30 | AT5150 | 12 | 47.75 | 46.55 | 55 | 40 | 16.6 | 21.5 | 27 | 6201ZZ×2 | 32 | 10 | |

兩端軸承型 訂貨： - - - 交期： 天
 WGBKA - 20 - AT5150 - 8

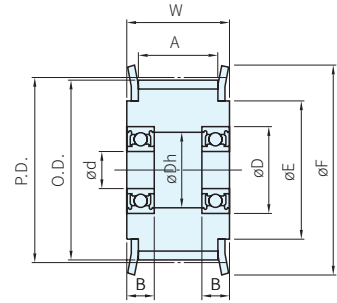
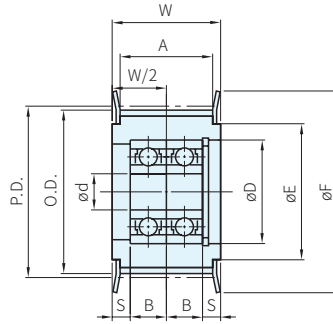
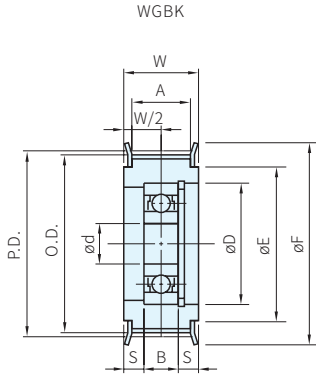


| Type | | 材質 | | | 處理 |
|------|-------|-----|-----|----|-----|
| 中心軸承 | 兩端軸承 | 本體 | 法蘭 | 軸承 | |
| WGBK | WGBKA | 鋁合金 | 鋁合金 | 鋼 | 白陽極 |

中心軸承型 (1PCS軸承時)

中心軸承型 (2PCS軸承時)

兩端軸承型



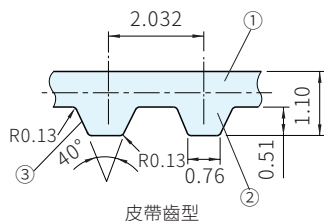
| Type | 型式 | | 軸徑 d | P.D. | O.D. | F | E | A | W | S | 軸承 | | |
|------|----|---------|------|-------|-------|----|----|------|------|------|----------|----|----|
| | 齒數 | 配合皮帶 | | | | | | | | | No. | D | B |
| WGBK | 16 | AT10150 | 12 | 50.93 | 49.05 | 58 | 40 | 16.5 | 22.5 | 6.25 | 6201ZZ×1 | 32 | 10 |
| | | AT10250 | 15 | | | | | | | | 6202ZZ×2 | 35 | 11 |
| | 20 | AT10150 | 12 | 63.66 | 61.80 | 67 | 50 | 16.5 | 22.5 | 6.25 | 6201ZZ×1 | 32 | 10 |
| | | AT10250 | 15 | | | | | | | | 6202ZZ×2 | 35 | 11 |
| | 22 | AT10150 | 15 | 70.03 | 68.15 | 80 | 60 | 16.5 | 22.5 | 5.75 | 6202ZZ×1 | 35 | 11 |

中心軸承型 訂貨： Type - 齒數 - 配合皮帶 - d 交期： 15 天
WGBK - 20 - AT10150 - 12

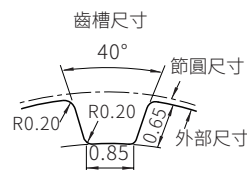
| Type | 型式 | | 軸徑 d | P.D. | O.D. | F | E | A | W | Dh | 軸承 | | | | | | | | |
|-------|----|---------|---------|-------|-------|----|----|------|-------|----|----------|----|----|---------|------|----------|----------|----|---|
| | 齒數 | 配合皮帶 | | | | | | | | | No. | D | B | | | | | | |
| WGBKA | 16 | AT10150 | 12 | 50.93 | 49.05 | 58 | 40 | 16.5 | 22.5 | 25 | 6001ZZ×2 | 28 | 8 | | | | | | |
| | | AT10200 | | | | | | | | | | | | | | | | | |
| | | AT10250 | | | | | | | | | | | | | | | | | |
| | | 15 | AT10150 | | | | | 15 | 63.66 | | 61.80 | 67 | 50 | 16.5 | 22.5 | 29 | 6002ZZ×2 | 32 | 9 |
| | | | AT10200 | | | | | | | | | | | | | | | | |
| | | | AT10250 | | | | | | | | | | | | | | | | |
| | 18 | AT10250 | 15 | 57.30 | 55.45 | 61 | 45 | 26.5 | 32.5 | 30 | 6202ZZ×2 | 35 | 11 | | | | | | |
| | 20 | AT10200 | 15 | 63.66 | 61.80 | 67 | 50 | 21.5 | 27.5 | 29 | 6002ZZ×2 | 32 | 9 | | | | | | |
| | | | | | | | | | | | | | | AT10250 | 30 | 6202ZZ×2 | 35 | 11 | |
| | 26 | AT10250 | 20 | 82.76 | 80.90 | 87 | 67 | 26.5 | 32.5 | 41 | 6204ZZ×2 | 47 | 14 | | | | | | |

兩端軸承型 訂貨： Type - 齒數 - 配合皮帶 - d 交期： 15 天
WGBKA - 20 - AT10200 - 15

RoHS



皮帶齒型



齒輪齒型

| Type | 材質 |
|------|-------|
| BTM | ①背面橡膠 |
| | ②齒紋橡膠 |
| | ③齒布 |

CR合成橡膠
尼龍帆布

| Type | 型式 | | 齒數 | 皮帶周長 (mm) |
|-------------|-------|----------------|---------|-----------|
| | 皮帶No. | 皮帶寬度No. | | |
| BTM (橡膠) | 39MXL | 019 (4.8mm) | 39 | 79.248 |
| | 40MXL | | 40 | 81.280 |
| | 41MXL | | 41 | 83.312 |
| | 44MXL | | 44 | 89.408 |
| | 45MXL | | 45 | 91.440 |
| | 48MXL | | 48 | 97.536 |
| | 49MXL | | 49 | 99.568 |
| | 50MXL | | 50 | 101.600 |
| | 52MXL | | 52 | 105.664 |
| | 53MXL | | 53 | 107.696 |
| | 54MXL | 54 | 109.728 | |
| | 55MXL | 55 | 111.760 | |
| | 56MXL | 56 | 113.792 | |
| | 57MXL | 57 | 115.824 | |
| | 58MXL | 58 | 117.856 | |
| | 59MXL | 59 | 119.888 | |
| | 60MXL | 60 | 121.920 | |
| | 61MXL | 61 | 123.952 | |
| | 62MXL | 62 | 125.984 | |
| | 63MXL | 63 | 128.016 | |
| | 64MXL | 64 | 130.048 | |
| | 65MXL | 65 | 132.080 | |
| | 67MXL | 67 | 136.144 | |
| | 68MXL | 68 | 138.176 | |
| | 69MXL | 69 | 140.208 | |
| | 70MXL | 70 | 142.240 | |
| | 71MXL | 71 | 144.272 | |
| | 72MXL | 72 | 146.304 | |
| | 73MXL | 73 | 148.336 | |
| | 74MXL | 74 | 150.368 | |
| | 75MXL | 75 | 152.400 | |
| | 76MXL | 76 | 154.432 | |
| | 77MXL | 77 | 156.464 | |
| | 78MXL | 78 | 158.496 | |
| | 79MXL | 79 | 160.528 | |
| | 80MXL | 80 | 162.560 | |
| | 81MXL | 81 | 164.592 | |
| | 82MXL | 82 | 166.624 | |
| | 83MXL | 83 | 168.656 | |
| | 84MXL | 84 | 170.688 | |
| | 85MXL | 85 | 172.720 | |
| | 86MXL | 86 | 174.752 | |
| | 87MXL | 87 | 176.784 | |
| | 88MXL | 88 | 178.816 | |
| | 89MXL | 89 | 180.848 | |
| | 90MXL | 90 | 182.880 | |
| 91MXL | 91 | 184.912 | | |
| 92MXL | 92 | 186.944 | | |
| 93MXL | 93 | 188.976 | | |
| 94MXL | 94 | 191.008 | | |
| 95MXL | 95 | 193.040 | | |
| 96MXL | 96 | 195.072 | | |
| 97MXL | 97 | 197.104 | | |
| 98MXL | 98 | 199.136 | | |
| 99MXL | 99 | 201.168 | | |
| 100MXL | 100 | 203.200 | | |
| 101MXL | 101 | 205.232 | | |
| 102MXL | 102 | 207.264 | | |
| 103MXL | 103 | 209.296 | | |
| 104MXL | 104 | 211.328 | | |
| 105MXL | 105 | 213.360 | | |
| 106MXL | 106 | 215.392 | | |

| Type | 型式 | | 齒數 | 皮帶周長 (mm) |
|-------------|--------|----------------|---------|-----------|
| | 皮帶No. | 皮帶寬度No. | | |
| BTM (橡膠) | 107MXL | 019 (4.8mm) | 107 | 217.424 |
| | 108MXL | | 108 | 219.456 |
| | 109MXL | | 109 | 221.488 |
| | 110MXL | | 110 | 223.520 |
| | 112MXL | | 112 | 227.584 |
| | 114MXL | | 114 | 231.648 |
| | 115MXL | | 115 | 233.680 |
| | 117MXL | | 117 | 237.744 |
| | 118MXL | | 118 | 239.776 |
| | 119MXL | | 119 | 241.808 |
| | 120MXL | 120 | 243.840 | |
| | 121MXL | 121 | 245.872 | |
| | 122MXL | 122 | 247.904 | |
| | 123MXL | 123 | 249.936 | |
| | 124MXL | 124 | 251.968 | |
| | 125MXL | 125 | 254.000 | |
| | 126MXL | 126 | 256.032 | |
| | 127MXL | 127 | 258.064 | |
| | 128MXL | 128 | 260.096 | |
| | 129MXL | 129 | 262.128 | |
| | 130MXL | 130 | 264.160 | |
| | 131MXL | 131 | 266.192 | |
| | 132MXL | 132 | 268.224 | |
| | 134MXL | 134 | 272.288 | |
| | 135MXL | 135 | 274.320 | |
| | 136MXL | 136 | 276.352 | |
| | 137MXL | 137 | 278.384 | |
| | 138MXL | 138 | 280.416 | |
| | 140MXL | 140 | 284.480 | |
| | 142MXL | 142 | 288.544 | |
| | 144MXL | 144 | 292.608 | |
| | 145MXL | 145 | 294.640 | |
| | 146MXL | 146 | 296.672 | |
| | 148MXL | 148 | 300.736 | |
| | 150MXL | 150 | 304.800 | |
| | 151MXL | 151 | 306.832 | |
| | 154MXL | 154 | 312.928 | |
| | 155MXL | 155 | 314.960 | |
| | 156MXL | 156 | 316.992 | |
| | 158MXL | 158 | 321.056 | |
| | 159MXL | 159 | 323.088 | |
| | 160MXL | 160 | 325.120 | |
| | 162MXL | 162 | 329.184 | |
| | 163MXL | 163 | 331.216 | |
| | 164MXL | 164 | 333.248 | |
| | 165MXL | 165 | 335.280 | |
| 166MXL | 166 | 337.312 | | |
| 167MXL | 167 | 339.344 | | |
| 169MXL | 169 | 343.408 | | |
| 170MXL | 170 | 345.440 | | |
| 171MXL | 171 | 347.472 | | |
| 175MXL | 175 | 355.600 | | |
| 177MXL | 177 | 359.664 | | |
| 180MXL | 180 | 365.760 | | |
| 184MXL | 184 | 373.888 | | |
| 186MXL | 186 | 377.952 | | |
| 188MXL | 188 | 382.016 | | |
| 190MXL | 190 | 386.080 | | |
| 192MXL | 192 | 390.144 | | |
| 194MXL | 194 | 394.208 | | |
| 195MXL | 195 | 396.240 | | |
| 196MXL | 196 | 398.272 | | |

時規皮帶輪

| 型 式 | | 齒 數 | 皮帶周長 (mm) |
|-------------|---------------|---------|-----------|
| Type | 皮帶No. 皮帶寬度No. | | |
| BTM (橡膠) | 200MXL | 200 | 406.400 |
| | 204MXL | 204 | 414.528 |
| | 205MXL | 205 | 416.560 |
| | 208MXL | 208 | 422.656 |
| | 210MXL | 210 | 426.720 |
| | 212MXL | 212 | 430.784 |
| | 215MXL | 215 | 436.880 |
| | 216MXL | 216 | 438.912 |
| | 220MXL | 220 | 447.040 |
| | 221MXL | 221 | 449.072 |
| | 222MXL | 222 | 451.104 |
| | 224MXL | 224 | 455.168 |
| | 225MXL | 225 | 457.200 |
| | 226MXL | 226 | 459.232 |
| | 228MXL | 228 | 463.296 |
| | 230MXL | 230 | 467.360 |
| | 232MXL | 232 | 471.424 |
| | 234MXL | 234 | 475.488 |
| | 236MXL | 236 | 479.552 |
| | 239MXL | 239 | 485.648 |
| | 240MXL | 240 | 487.680 |
| | 243MXL | 243 | 493.776 |
| | 245MXL | 245 | 497.840 |
| | 248MXL | 248 | 503.936 |
| | 249MXL | 249 | 505.968 |
| | 250MXL | 250 | 508.000 |
| | 251MXL | 251 | 510.032 |
| | 255MXL | 255 | 518.160 |
| | 256MXL | 256 | 520.192 |
| | 260MXL | 260 | 528.320 |
| | 262MXL | 262 | 532.384 |
| | 265MXL | 265 | 538.480 |
| | 267MXL | 267 | 542.544 |
| | 268MXL | 268 | 544.576 |
| | 271MXL | 271 | 550.672 |
| 273MXL | 273 | 554.736 | |
| 275MXL | 275 | 558.800 | |
| 280MXL | 280 | 568.960 | |
| 281MXL | 281 | 570.992 | |
| 285MXL | 285 | 579.120 | |
| 288MXL | 288 | 585.216 | |
| 290MXL | 290 | 589.280 | |
| 295MXL | 295 | 599.440 | |
| 297MXL | 297 | 603.504 | |
| 300MXL | 300 | 609.600 | |
| 305MXL | 305 | 619.760 | |
| 308MXL | 308 | 625.856 | |
| 310MXL | 310 | 629.920 | |
| 312MXL | 312 | 633.984 | |
| 315MXL | 315 | 640.080 | |
| 318MXL | 318 | 646.176 | |
| 320MXL | 320 | 650.240 | |
| 323MXL | 323 | 656.336 | |
| 324MXL | 324 | 658.368 | |
| 326MXL | 326 | 662.432 | |
| 328MXL | 328 | 666.496 | |
| 330MXL | 330 | 670.560 | |
| 332MXL | 332 | 674.624 | |
| 334MXL | 334 | 678.688 | |
| 336MXL | 336 | 682.752 | |
| 337MXL | 337 | 684.784 | |
| 339MXL | 339 | 688.848 | |
| 340MXL | 340 | 690.880 | |
| 342MXL | 342 | 694.944 | |
| 343MXL | 343 | 696.976 | |
| 347MXL | 347 | 705.104 | |
| 350MXL | 350 | 711.200 | |

| 型 式 | | 齒 數 | 皮帶周長 (mm) |
|-------------|---------------|----------|-----------|
| Type | 皮帶No. 皮帶寬度No. | | |
| BTM (橡膠) | 354MXL | 354 | 719.328 |
| | 355MXL | 355 | 721.360 |
| | 356MXL | 356 | 723.392 |
| | 358MXL | 358 | 727.456 |
| | 359MXL | 359 | 729.488 |
| | 360MXL | 360 | 731.520 |
| | 364MXL | 364 | 739.648 |
| | 365MXL | 365 | 741.680 |
| | 371MXL | 371 | 753.872 |
| | 372MXL | 372 | 755.904 |
| | 380MXL | 380 | 772.160 |
| | 388MXL | 388 | 788.416 |
| | 390MXL | 390 | 792.480 |
| | 397MXL | 397 | 806.704 |
| | 400MXL | 400 | 812.800 |
| | 402MXL | 402 | 816.864 |
| | 405MXL | 405 | 822.960 |
| | 408MXL | 408 | 829.056 |
| | 410MXL | 410 | 833.120 |
| | 413MXL | 413 | 839.216 |
| | 419MXL | 419 | 851.408 |
| | 420MXL | 420 | 853.440 |
| | 421MXL | 421 | 855.472 |
| | 425MXL | 425 | 863.600 |
| | 427MXL | 427 | 867.664 |
| | 431MXL | 431 | 875.792 |
| | 434MXL | 434 | 881.888 |
| | 435MXL | 435 | 883.920 |
| | 436MXL | 436 | 885.952 |
| | 440MXL | 440 | 894.080 |
| | 442MXL | 442 | 898.144 |
| | 447MXL | 447 | 908.304 |
| | 448MXL | 448 | 910.336 |
| | 453MXL | 453 | 920.496 |
| | 458MXL | 458 | 930.656 |
| 464MXL | 464 | 942.848 | |
| 466MXL | 466 | 946.912 | |
| 468MXL | 468 | 950.976 | |
| 472MXL | 472 | 959.104 | |
| 473MXL | 473 | 961.136 | |
| 475MXL | 475 | 965.200 | |
| 480MXL | 480 | 975.360 | |
| 482MXL | 482 | 979.424 | |
| 487MXL | 487 | 989.584 | |
| 488MXL | 488 | 991.616 | |
| 490MXL | 490 | 995.680 | |
| 493MXL | 493 | 1001.776 | |
| 497MXL | 497 | 1009.904 | |
| 498MXL | 498 | 1011.936 | |
| 500MXL | 500 | 1016.000 | |
| 516MXL | 516 | 1048.512 | |
| 522MXL | 522 | 1060.704 | |
| 524MXL | 524 | 1064.768 | |
| 525MXL | 525 | 1066.800 | |
| 535MXL | 535 | 1087.120 | |
| 537MXL | 537 | 1091.184 | |
| 540MXL | 540 | 1097.280 | |
| 543MXL | 543 | 1103.376 | |
| 548MXL | 548 | 1113.536 | |
| 550MXL | 550 | 1117.600 | |
| 571MXL | 571 | 1160.272 | |
| 591MXL | 591 | 1200.912 | |
| 599MXL | 599 | 1217.168 | |
| 612MXL | 612 | 1243.584 | |
| 648MXL | 648 | 1316.736 | |
| 665MXL | 665 | 1351.280 | |
| 694MXL | 694 | 1410.208 | |

Wa 注意

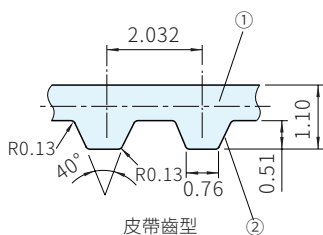
- 使用溫度:橡膠:-30~90°C,優力膠:0~80°C(參考值)
- 皮帶顏色僅供參考,詢價、訂購時請告知顏色

訂貨: - - 交期: 天

BTM - 39MXL - 019

時規皮帶輪

RoHS



| Type | 材質 | |
|------|-----|-----|
| BOM | ①本體 | 優力膠 |

| 型式 | | 齒數 | 皮帶周長 (mm) | |
|-----------|-----------------|--------------|-----------|--------|
| Type | 皮帶No. / 皮帶寬度No. | | | |
| BOM (優力膠) | 30MXL | | 30 | 60.96 |
| | 35MXL | | 35 | 71.12 |
| | 37MXL | | 37 | 75.18 |
| | 40MXL | | 40 | 81.28 |
| | 41MXL | | 41 | 83.31 |
| | 42MXL | | 42 | 85.34 |
| | 45MXL | | 45 | 91.44 |
| | 48MXL | | 48 | 97.54 |
| | 50MXL | | 50 | 101.60 |
| | 52MXL | | 52 | 105.66 |
| | 53MXL | | 53 | 107.70 |
| | 54MXL | | 54 | 109.73 |
| | 55MXL | | 55 | 111.76 |
| | 56MXL | | 56 | 113.79 |
| | 57MXL | 019 (4.8mm) | 57 | 115.82 |
| | 60MXL | | 60 | 121.92 |
| | 63MXL | | 63 | 128.02 |
| | 65MXL | | 65 | 132.08 |
| | 67MXL | | 67 | 136.14 |
| | 68MXL | | 68 | 138.18 |
| | 70MXL | | 70 | 142.24 |
| | 71MXL | 025 (6.4mm) | 71 | 144.27 |
| | 72MXL | | 72 | 146.30 |
| | 73MXL | | 73 | 148.34 |
| | 75MXL | | 75 | 152.40 |
| | 76MXL | | 76 | 154.43 |
| | 79MXL | | 79 | 160.53 |
| | 80MXL | 037 (9.5mm) | 80 | 162.56 |
| | 81MXL | | 81 | 164.59 |
| | 82MXL | | 82 | 166.62 |
| | 83MXL | | 83 | 168.66 |
| | 85MXL | | 85 | 172.72 |
| | 87MXL | | 87 | 176.78 |
| | 88MXL | | 88 | 178.82 |
| | 90MXL | 050 (12.7mm) | 90 | 182.88 |
| | 91MXL | | 91 | 184.91 |
| | 94MXL | | 94 | 191.01 |
| | 95MXL | | 95 | 193.04 |
| | 97MXL | | 97 | 197.10 |
| | 98MXL | | 98 | 199.14 |
| | 100MXL | | 100 | 203.20 |
| | 102MXL | | 102 | 207.26 |
| 103MXL | | 103 | 209.30 | |
| 106MXL | | 106 | 215.39 | |
| 110MXL | | 110 | 223.52 | |
| 112MXL | | 112 | 227.58 | |
| 114MXL | | 114 | 231.65 | |
| 115MXL | | 115 | 233.68 | |
| 118MXL | | 118 | 239.78 | |
| 120MXL | | 120 | 243.84 | |
| 123MXL | | 123 | 249.94 | |

| 型式 | | 齒數 | 皮帶周長 (mm) | |
|-----------|-----------------|--------------|-----------|--------|
| Type | 皮帶No. / 皮帶寬度No. | | | |
| BOM (優力膠) | 125MXL | | 125 | 254.00 |
| | 126MXL | | 126 | 256.03 |
| | 128MXL | | 128 | 260.10 |
| | 130MXL | | 130 | 264.16 |
| | 132MXL | | 132 | 268.22 |
| | 134MXL | | 134 | 272.29 |
| | 136MXL | | 136 | 276.35 |
| | 140MXL | | 140 | 284.48 |
| | 144MXL | | 144 | 292.61 |
| | 150MXL | | 150 | 304.80 |
| | 155MXL | | 155 | 314.96 |
| | 157MXL | | 157 | 319.02 |
| | 160MXL | | 160 | 325.12 |
| | 165MXL | | 165 | 335.28 |
| | 170MXL | 019 (4.8mm) | 170 | 345.44 |
| | 175MXL | | 175 | 355.60 |
| | 180MXL | | 180 | 365.76 |
| | 184MXL | | 184 | 373.89 |
| | 190MXL | | 190 | 386.08 |
| | 195MXL | | 195 | 396.24 |
| | 200MXL | | 200 | 406.40 |
| | 205MXL | 025 (6.4mm) | 205 | 416.56 |
| | 210MXL | | 210 | 426.72 |
| | 212MXL | | 212 | 430.78 |
| | 215MXL | | 215 | 436.88 |
| | 220MXL | | 220 | 447.04 |
| | 225MXL | | 225 | 457.20 |
| | 230MXL | 037 (9.5mm) | 230 | 467.36 |
| | 236MXL | | 236 | 479.55 |
| | 240MXL | | 240 | 487.68 |
| | 250MXL | | 250 | 508.00 |
| | 255MXL | | 255 | 518.16 |
| | 260MXL | | 260 | 528.32 |
| | 265MXL | | 265 | 538.48 |
| | 270MXL | 050 (12.7mm) | 270 | 548.64 |
| | 280MXL | | 280 | 568.96 |
| | 295MXL | | 295 | 599.44 |
| | 300MXL | | 300 | 609.60 |
| | 305MXL | | 305 | 619.76 |
| | 310MXL | | 310 | 629.92 |
| | 330MXL | | 330 | 670.56 |
| | 336MXL | | 336 | 682.75 |
| 340MXL | | 340 | 690.88 | |
| 347MXL | | 347 | 705.10 | |
| 350MXL | | 350 | 711.20 | |
| 360MXL | | 360 | 731.52 | |
| 453MXL | | 453 | 920.50 | |
| 468MXL | | 468 | 950.98 | |
| 483MXL | | 483 | 981.46 | |
| 579MXL | | 579 | 1176.53 | |
| 660MXL | | 660 | 1341.12 | |

Wa) 注意

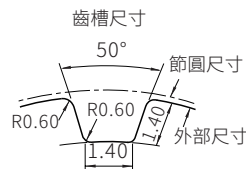
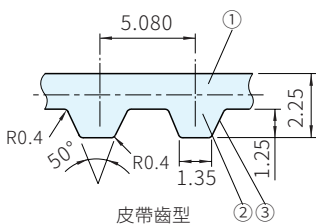
- 使用溫度：橡膠：-30~90°C，優力膠：0~80°C(參考值)
- 產品示意圖顏色僅供參考，材質會因時間而產生變化
- 皮帶顏色僅供參考，詢價、訂購時請告知顏色

訂貨： - - 交期： 天

BOM - 30MXL - 019

時規皮帶輪

RoHS



齒輪齒型

| Type | 材質 | |
|------|--------|--------|
| BTM | ① 背面橡膠 | CR合成橡膠 |
| | ② 齒紋橡膠 | |
| | ③ 齒布 | 尼龍帆布 |

| Type | 型式 | | 齒數 | 皮帶周長 (mm) |
|----------|-------|----------------|----|-----------|
| Type | 皮帶No. | 皮帶寬度No. | | |
| BTM (橡膠) | 50XL | 025 (6.4mm) | 25 | 127.0 |
| | 58XL | | 29 | 147.3 |
| | 60XL | | 30 | 152.4 |
| | 64XL | | 32 | 162.6 |
| | 68XL | | 34 | 172.7 |
| | 70XL | | 35 | 177.8 |
| | 72XL | | 36 | 182.9 |
| | 74XL | | 37 | 188.0 |
| | 76XL | | 38 | 193.0 |
| | 78XL | | 39 | 198.1 |
| | 80XL | | 40 | 203.2 |
| | 82XL | | 41 | 208.3 |
| | 84XL | | 42 | 213.4 |
| | 88XL | | 44 | 223.5 |
| | 90XL | | 45 | 228.6 |
| | 92XL | | 46 | 233.7 |
| | 94XL | | 47 | 238.8 |
| | 96XL | | 48 | 243.8 |
| 98XL | 49 | 248.9 | | |
| 100XL | 50 | 254.0 | | |
| 102XL | 51 | 259.1 | | |
| 104XL | 52 | 264.2 | | |
| 106XL | 53 | 269.2 | | |
| 108XL | 54 | 274.3 | | |
| 110XL | 55 | 279.4 | | |
| 112XL | 56 | 284.5 | | |
| 114XL | 57 | 289.6 | | |
| 116XL | 58 | 294.6 | | |
| 118XL | 59 | 299.7 | | |
| 120XL | 60 | 304.8 | | |
| 122XL | 61 | 309.9 | | |
| 124XL | 62 | 315.0 | | |
| 126XL | 63 | 320.0 | | |
| 128XL | 64 | 325.1 | | |
| 130XL | 65 | 330.2 | | |
| 132XL | 66 | 335.3 | | |
| 134XL | 67 | 340.4 | | |
| 136XL | 68 | 345.4 | | |
| 138XL | 69 | 350.5 | | |
| 140XL | 70 | 355.6 | | |
| 142XL | 71 | 360.7 | | |
| 144XL | 72 | 365.8 | | |
| 146XL | 73 | 370.8 | | |
| 148XL | 74 | 375.9 | | |
| 150XL | 75 | 381.0 | | |
| 152XL | 76 | 386.1 | | |
| 154XL | 77 | 391.2 | | |
| 156XL | 78 | 396.2 | | |
| 158XL | 79 | 401.3 | | |
| 160XL | 80 | 406.4 | | |
| 162XL | 81 | 411.5 | | |
| 164XL | 82 | 416.6 | | |
| 166XL | 83 | 421.6 | | |
| 168XL | 84 | 426.7 | | |

| Type | 型式 | | 齒數 | 皮帶周長 (mm) |
|----------|-------|----------------|-----|-----------|
| Type | 皮帶No. | 皮帶寬度No. | | |
| BTM (橡膠) | 170XL | 025 (6.4mm) | 85 | 431.8 |
| | 172XL | | 86 | 436.9 |
| | 174XL | | 87 | 442.0 |
| | 176XL | | 88 | 447.0 |
| | 178XL | | 89 | 452.1 |
| | 180XL | | 90 | 457.2 |
| | 182XL | | 91 | 462.3 |
| | 184XL | | 92 | 467.4 |
| | 188XL | | 94 | 477.5 |
| | 190XL | | 95 | 482.6 |
| | 192XL | | 96 | 487.7 |
| | 194XL | | 97 | 492.8 |
| | 196XL | | 98 | 497.8 |
| | 198XL | | 99 | 502.9 |
| | 200XL | | 100 | 508.0 |
| | 202XL | | 101 | 513.1 |
| | 204XL | | 102 | 518.2 |
| | 206XL | | 103 | 523.2 |
| 208XL | 104 | 528.3 | | |
| 210XL | 105 | 533.4 | | |
| 212XL | 106 | 538.5 | | |
| 214XL | 107 | 543.6 | | |
| 216XL | 108 | 548.6 | | |
| 218XL | 109 | 553.7 | | |
| 220XL | 110 | 558.8 | | |
| 222XL | 111 | 563.9 | | |
| 224XL | 112 | 569.0 | | |
| 228XL | 114 | 579.1 | | |
| 230XL | 115 | 584.2 | | |
| 234XL | 117 | 594.4 | | |
| 240XL | 120 | 609.6 | | |
| 244XL | 122 | 619.8 | | |
| 248XL | 124 | 629.9 | | |
| 250XL | 125 | 635.0 | | |
| 258XL | 129 | 655.3 | | |
| 260XL | 130 | 660.4 | | |
| 262XL | 131 | 665.5 | | |
| 266XL | 133 | 675.6 | | |
| 270XL | 135 | 685.8 | | |
| 276XL | 138 | 701.0 | | |
| 278XL | 139 | 706.1 | | |
| 280XL | 140 | 711.2 | | |
| 282XL | 141 | 716.3 | | |
| 290XL | 145 | 736.6 | | |
| 300XL | 150 | 762.0 | | |
| 302XL | 151 | 767.1 | | |
| 310XL | 155 | 787.4 | | |
| 314XL | 157 | 797.6 | | |
| 320XL | 160 | 812.8 | | |
| 322XL | 161 | 817.9 | | |
| 330XL | 165 | 838.2 | | |
| 332XL | 166 | 843.3 | | |
| 340XL | 170 | 863.6 | | |
| 344XL | 172 | 873.8 | | |

| Type | 型式 | | 齒數 | 皮帶周長 (mm) |
|----------|-------|----------------|-----|-----------|
| Type | 皮帶No. | 皮帶寬度No. | | |
| BTM (橡膠) | 348XL | 025 (6.4mm) | 174 | 883.9 |
| | 352XL | | 176 | 894.1 |
| | 356XL | | 178 | 904.2 |
| | 360XL | | 180 | 914.4 |
| | 364XL | | 182 | 924.6 |
| | 370XL | | 185 | 939.8 |
| | 372XL | | 186 | 944.9 |
| | 376XL | | 188 | 955.0 |
| | 380XL | | 190 | 965.2 |
| | 384XL | | 192 | 975.4 |
| | 386XL | | 193 | 980.4 |
| | 388XL | | 194 | 985.5 |
| | 390XL | | 195 | 990.6 |
| | 396XL | | 198 | 1005.8 |
| | 400XL | | 200 | 1016.0 |
| | 404XL | | 202 | 1026.2 |
| | 408XL | | 204 | 1036.3 |
| | 412XL | | 206 | 1046.5 |
| 424XL | 212 | 1077.0 | | |
| 430XL | 215 | 1092.2 | | |
| 444XL | 222 | 1127.8 | | |
| 450XL | 225 | 1143.0 | | |
| 454XL | 227 | 1153.2 | | |
| 456XL | 228 | 1158.2 | | |
| 460XL | 230 | 1168.4 | | |
| 470XL | 235 | 1193.8 | | |
| 490XL | 245 | 1244.6 | | |
| 496XL | 248 | 1259.8 | | |
| 498XL | 249 | 1264.9 | | |
| 510XL | 255 | 1295.4 | | |
| 522XL | 261 | 1325.9 | | |
| 532XL | 266 | 1351.3 | | |
| 540XL | 270 | 1371.6 | | |
| 560XL | 280 | 1422.4 | | |
| 564XL | 282 | 1432.6 | | |
| 580XL | 290 | 1473.2 | | |
| 592XL | 296 | 1503.7 | | |
| 608XL | 304 | 1544.3 | | |
| 630XL | 315 | 1600.2 | | |
| 638XL | 319 | 1620.5 | | |
| 648XL | 324 | 1645.9 | | |
| 670XL | 335 | 1701.8 | | |
| 686XL | 343 | 1742.4 | | |
| 810XL | 405 | 2057.4 | | |
| 828XL | 414 | 2103.1 | | |
| 860XL | 430 | 2184.4 | | |
| 888XL | 444 | 2255.5 | | |
| 900XL | 450 | 2286.0 | | |
| 908XL | 454 | 2306.3 | | |
| 914XL | 457 | 2321.6 | | |
| 926XL | 463 | 2352.0 | | |
| 1014XL | 507 | 2575.6 | | |
| 1020XL | 510 | 2590.8 | | |
| 1280XL | 640 | 3251.2 | | |

Wa) 注意

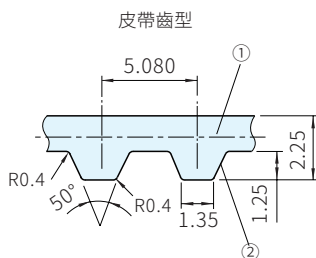
- 使用溫度：橡膠：-30~90°C，優力膠：0~80°C(參考值)
- 皮帶顏色僅供參考，詢價、訂購時請告知顏色

訂貨： Type - 皮帶No. - 皮帶寬度No. 交期： 3 天

BTM - 348XL - 025

時規皮帶輪

RoHS



XL 型

| Type | 材質 |
|----------|-----|
| BOM ①②本體 | 優力膠 |

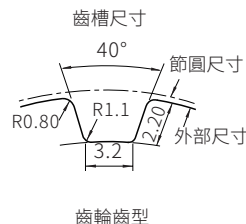
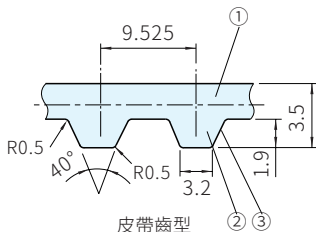
| Type | 型式 | 齒數 | 皮帶周長 (mm) | |
|--------------|-------|-----------------|-----------|---------|
| BOM (優力膠) | 60XL | 60 | 152.40 | |
| | 70XL | 70 | 177.80 | |
| | 80XL | 80 | 203.20 | |
| | 90XL | 90 | 228.60 | |
| | 96XL | 96 | 243.84 | |
| | 100XL | 100 | 254.00 | |
| | 110XL | 110 | 279.40 | |
| | 114XL | 114 | 289.56 | |
| | 120XL | 120 | 304.80 | |
| | 130XL | 130 | 330.20 | |
| | 140XL | 140 | 355.60 | |
| | 150XL | 150 | 381.00 | |
| | 154XL | 154 | 391.16 | |
| | 156XL | 156 | 396.24 | |
| | 160XL | 025 (6.4mm) | 160 | 406.40 |
| | 166XL | | 166 | 421.64 |
| | 168XL | | 168 | 426.72 |
| | 170XL | | 170 | 431.80 |
| | 176XL | | 176 | 447.04 |
| | 180XL | | 180 | 457.20 |
| | 190XL | 031 (7.9mm) | 190 | 482.60 |
| | 198XL | | 198 | 502.92 |
| | 200XL | | 200 | 508.00 |
| | 202XL | | 202 | 513.08 |
| | 210XL | | 210 | 533.40 |
| | 212XL | | 212 | 538.48 |
| | 220XL | | 220 | 558.80 |
| | 230XL | 037 (9.5mm) | 230 | 584.20 |
| | 236XL | | 236 | 599.44 |
| | 240XL | | 240 | 609.60 |
| | 250XL | | 250 | 635.00 |
| | 254XL | | 254 | 645.16 |
| | 260XL | | 260 | 660.40 |
| | 290XL | 050 (12.7mm) | 290 | 736.60 |
| | 300XL | | 300 | 762.00 |
| | 320XL | | 320 | 812.80 |
| | 330XL | | 330 | 838.20 |
| | 376XL | | 376 | 955.04 |
| | 396XL | | 396 | 1005.84 |
| | 414XL | | 414 | 1051.56 |
| | 430XL | | 430 | 1092.20 |
| | 460XL | | 460 | 1168.40 |
| 478XL | | 478 | 1214.12 | |
| 480XL | | 480 | 1219.20 | |
| 490XL | | 490 | 1244.60 | |
| 512XL | | 512 | 1300.48 | |
| 564XL | | 564 | 1432.56 | |
| 630XL | | 630 | 1600.20 | |
| 670XL | | 670 | 1701.80 | |
| 730XL | | 730 | 1854.20 | |

Wa. 注意

- 使用溫度：- 橡膠：30~90°C，優力膠：0~80°C(參考值)
- 產品示意圖顏色僅供參考，材質會因時間而產生變化
- 皮帶顏色僅供參考，詢價、訂購時請告知顏色

訂貨： Type - 皮帶No. - 皮帶寬度No. 交期： 3 天

BOM - 120XL - 050



| Type | 材質 | |
|------|--------|--------|
| BTM | ① 背面橡膠 | CR合成橡膠 |
| | ② 齒紋橡膠 | |
| | ③ 齒布 | |

| Type | 型式 | | 齒數 | 皮帶周長 (mm) |
|-------------|-------|-----------------|-----------------|-----------|
| | 皮帶No. | 皮帶寬度No. | | |
| BTM (橡膠) | 98L | 050 (12.7mm) | 26 | 247.65 |
| | 109L | | 29 | 276.23 |
| | 124L | | 33 | 314.33 |
| | 131L | | 35 | 333.38 |
| | 135L | | 36 | 342.90 |
| | 150L | | 40 | 381.00 |
| | 165L | | 44 | 419.10 |
| | 169L | | 45 | 428.63 |
| | 172L | | 46 | 438.15 |
| | 187L | | 50 | 476.25 |
| | 203L | 54 | 514.35 | |
| | 206L | 55 | 523.88 | |
| | 210L | 56 | 533.40 | |
| | 218L | 58 | 552.45 | |
| | 225L | 60 | 571.50 | |
| | 240L | 075 (19.1mm) | 64 | 609.60 |
| | 248L | | 66 | 628.65 |
| | 255L | | 68 | 647.70 |
| | 259L | | 69 | 657.23 |
| | 263L | | 70 | 666.75 |
| | 270L | | 100 (25.4mm) | 72 |
| | 277L | 74 | | 704.85 |
| | 285L | 76 | | 723.90 |
| | 300L | 80 | | 762.00 |
| | 304L | 81 | | 771.53 |
| | 315L | 84 | | 800.10 |
| | 320L | 85 | | 809.63 |
| | 322L | 150 (38.1mm) | 86 | 819.15 |
| | 334L | | 89 | 847.73 |
| | 337L | | 90 | 857.25 |
| | 345L | | 92 | 876.30 |
| | 360L | | 96 | 914.40 |
| | 367L | | 98 | 933.45 |
| 375L | 100 | | 952.50 | |
| 382L | 102 | | 971.55 | |
| 390L | 104 | 990.60 | | |
| 394L | 105 | 1000.13 | | |

| Type | 型式 | | 齒數 | 皮帶周長 (mm) |
|-------------|-------|-----------------|---------|-----------|
| | 皮帶No. | 皮帶寬度No. | | |
| BTM (橡膠) | 420L | 050 (12.7mm) | 112 | 1066.80 |
| | 427L | | 114 | 1085.85 |
| | 436L | | 116 | 1104.90 |
| | 439L | | 117 | 1114.43 |
| | 446L | | 119 | 1133.48 |
| | 450L | | 120 | 1143.00 |
| | 465L | | 124 | 1181.10 |
| | 480L | | 128 | 1219.20 |
| | 510L | | 136 | 1295.40 |
| | 514L | | 137 | 1304.93 |
| | 525L | 140 | 1333.50 | |
| | 540L | 144 | 1371.60 | |
| | 548L | 146 | 1390.65 | |
| | 581L | 155 | 1476.38 | |
| | 600L | 075 (19.1mm) | 160 | 1524.00 |
| | 605L | | 161 | 1533.53 |
| | 619L | | 165 | 1571.63 |
| | 630L | | 168 | 1600.20 |
| | 640L | | 171 | 1628.78 |
| | 653L | | 174 | 1657.35 |
| | 660L | 100 (25.4mm) | 176 | 1676.40 |
| | 697L | | 186 | 1771.65 |
| | 720L | | 192 | 1828.80 |
| | 728L | | 194 | 1847.85 |
| | 731L | | 195 | 1857.38 |
| | 767L | | 205 | 1952.63 |
| | 780L | | 208 | 1981.20 |
| | 788L | 150 (38.1mm) | 210 | 2000.25 |
| | 806L | | 215 | 2047.88 |
| | 855L | | 228 | 2171.70 |
| | 863L | | 230 | 2190.75 |
| | 881L | | 235 | 2238.38 |
| | 915L | | 244 | 2324.10 |
| 919L | 245 | | 2333.63 | |
| 938L | 250 | | 2381.25 | |
| 1275L | 340 | 3238.50 | | |
| 1294L | 345 | 3286.13 | | |

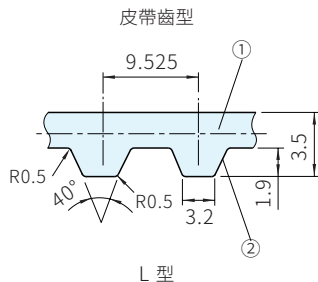

Wa 注意

- 使用溫度：橡膠：-30~90°C，優力膠：0~80°C(參考值)
- 皮帶顏色僅供參考，詢價、訂購時請告知顏色

訂貨： - - 交期： 天

BTM - 98L - 050

RoHS



| Type | 材質 |
|----------|-----|
| BOM ①②本體 | 優力膠 |

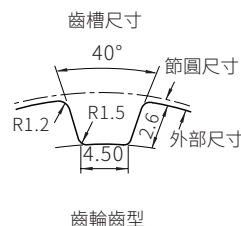
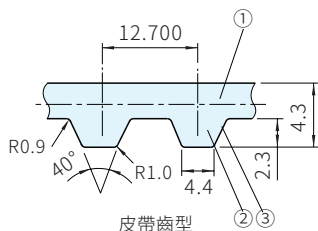
| Type | 型 式 | | 齒 數 | 皮帶周長 (mm) |
|--------------|-------|-----------------|---------|-----------|
| | 皮帶No. | 皮帶寬度No. | | |
| BOM (優力膠) | 124L | 050 (12.7mm) | 33 | 314.33 |
| | 150L | | 40 | 381.00 |
| | 165L | | 44 | 419.10 |
| | 187L | | 50 | 476.25 |
| | 210L | | 56 | 533.40 |
| | 225L | | 60 | 571.50 |
| | 240L | 075 (19.1mm) | 64 | 609.60 |
| | 255L | | 68 | 647.70 |
| | 270L | | 72 | 685.80 |
| | 285L | | 76 | 723.90 |
| | 300L | 100 (25.4mm) | 80 | 762.00 |
| | 322L | | 86 | 819.15 |
| | 345L | | 92 | 876.30 |
| | 360L | | 96 | 914.40 |
| | 367L | | 98 | 933.45 |
| | 390L | | 104 | 990.60 |
| | 420L | | 112 | 1066.80 |
| | 450L | | 120 | 1143.00 |
| | 480L | 150 (38.1mm) | 128 | 1219.20 |
| | 510L | | 136 | 1295.40 |
| 540L | 144 | | 1371.60 | |
| 600L | 160 | | 1524.00 | |

訂貨: - - 交期: 天
 BOM - 124L - 050

Wa. 注意

- 使用溫度：橡膠：-30~90℃，優力膠：0~80℃(參考值)
- 產品示意圖顏色僅供參考，材質會因時間而產生變化
- 皮帶顏色僅供參考，詢價、訂購時請告知顏色

時規皮帶輪



| Type | 材質 | |
|------|-------|--------|
| BTM | ①背面橡膠 | CR合成橡膠 |
| | ②齒紋橡膠 | |
| | ③齒布 | 尼龍帆布 |

| 型式 | | 齒數 | 皮帶周長 (mm) |
|-------------|---------------|-----|-----------|
| Type | 皮帶No. 皮帶寬度No. | | |
| BTM (橡膠) | 185H | 37 | 469.9 |
| | 210H | 42 | 533.4 |
| | 220H | 44 | 558.8 |
| | 225H | 45 | 571.5 |
| | 230H | 46 | 584.2 |
| | 240H | 48 | 609.6 |
| | 245H | 49 | 622.3 |
| | 255H | 51 | 647.7 |
| | 270H | 54 | 685.8 |
| | 280H | 56 | 711.2 |
| | 285H | 57 | 723.9 |
| | 300H | 60 | 762.0 |
| | 305H | 61 | 774.7 |
| | 310H | 62 | 787.4 |
| | 315H | 63 | 800.1 |
| | 320H | 64 | 812.8 |
| | 330H | 66 | 838.2 |
| | 340H | 68 | 863.6 |
| | 350H | 70 | 889.0 |
| | 360H | 72 | 914.4 |
| | 370H | 74 | 939.8 |
| | 375H | 75 | 952.5 |
| | 380H | 76 | 965.2 |
| | 390H | 78 | 990.6 |
| | 400H | 80 | 1016.0 |
| | 410H | 82 | 1041.4 |
| | 420H | 84 | 1066.8 |
| | 430H | 86 | 1092.2 |
| | 440H | 88 | 1117.6 |
| | 450H | 90 | 1143.0 |
| | 465H | 93 | 1181.1 |
| | 480H | 96 | 1219.2 |
| | 490H | 98 | 1244.6 |
| | 500H | 100 | 1270.0 |
| | 510H | 102 | 1295.4 |
| | 520H | 104 | 1320.8 |
| | 530H | 106 | 1346.2 |
| | 540H | 108 | 1371.6 |
| | 560H | 112 | 1422.4 |
| | 565H | 113 | 1435.1 |
| | 570H | 114 | 1447.8 |
| | 580H | 116 | 1473.2 |
| | 590H | 118 | 1498.6 |
| | 600H | 120 | 1524.0 |
| | 605H | 121 | 1536.7 |
| | 615H | 123 | 1562.1 |
| | 620H | 124 | 1574.8 |

| 型式 | | 齒數 | 皮帶周長 (mm) |
|-------------|---------------|-----|-----------|
| Type | 皮帶No. 皮帶寬度No. | | |
| BTM (橡膠) | 625H | 125 | 1587.5 |
| | 630H | 126 | 1600.2 |
| | 640H | 128 | 1625.6 |
| | 650H | 130 | 1651.0 |
| | 660H | 132 | 1676.4 |
| | 680H | 136 | 1727.2 |
| | 700H | 140 | 1778.0 |
| | 725H | 145 | 1841.5 |
| | 730H | 146 | 1854.2 |
| | 740H | 148 | 1879.6 |
| | 750H | 150 | 1905.0 |
| | 760H | 152 | 1930.4 |
| | 770H | 154 | 1955.8 |
| | 780H | 156 | 1981.2 |
| | 800H | 160 | 2032.0 |
| | 810H | 162 | 2057.4 |
| | 820H | 164 | 2082.8 |
| | 840H | 168 | 2133.6 |
| | 850H | 170 | 2159.0 |
| | 860H | 172 | 2184.4 |
| | 880H | 176 | 2235.2 |
| | 900H | 180 | 2286.0 |
| | 950H | 190 | 2413.0 |
| | 960H | 192 | 2438.4 |
| | 985H | 197 | 2501.9 |
| | 1000H | 200 | 2540.0 |
| | 1020H | 204 | 2590.8 |
| | 1050H | 210 | 2667.0 |
| | 1100H | 220 | 2794.0 |
| | 1120H | 224 | 2844.8 |
| | 1130H | 226 | 2870.2 |
| | 1135H | 227 | 2882.9 |
| | 1140H | 228 | 2895.6 |
| | 1150H | 230 | 2921.0 |
| | 1155H | 231 | 2937.7 |
| | 1180H | 236 | 2997.2 |
| | 1185H | 237 | 3009.9 |
| | 1200H | 240 | 3048.0 |
| | 1250H | 250 | 3175.0 |
| | 1325H | 265 | 3365.5 |
| | 1345H | 269 | 3416.3 |
| | 1350H | 270 | 3429.0 |
| | 1400H | 280 | 3556.0 |
| | 1460H | 292 | 3708.4 |
| | 1510H | 302 | 3835.4 |
| | 1680H | 336 | 4267.2 |
| | 1700H | 340 | 4318.0 |

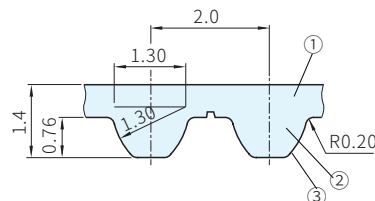
Wa. 注意

- 使用溫度：橡膠：-30~90°C，優力膠：0~80°C(參考值)
- 皮帶顏色僅供參考，詢價、訂購時請告知顏色

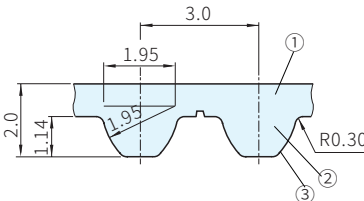
訂貨： Type - 皮帶No. - 皮帶寬度No. 交期： 3 天
BTM - 185H - 075



S2M



S3M



| Type | 材質 | |
|------|-------|--------|
| GBTM | ①背面橡膠 | CR合成橡膠 |
| | ②齒紋橡膠 | |
| | ③齒布 | |

| 型式 | | 齒數 | 皮帶周長 (mm) |
|-----------|---------------|-----------|-----------|
| Type | 皮帶No. 皮帶寬度No. | | |
| GBTM (橡膠) | S2M100 | 40 (4mm) | 50 100.0 |
| | S2M112 | | 56 112.0 |
| | S2M120 | | 60 120.0 |
| | S2M122 | | 61 122.0 |
| | S2M126 | | 63 126.0 |
| | S2M138 | | 69 138.0 |
| | S2M140 | | 70 140.0 |
| | S2M142 | | 71 142.0 |
| | S2M144 | | 72 144.0 |
| | S2M160 | | 80 160.0 |
| | S2M172 | | 86 172.0 |
| | S2M180 | | 90 180.0 |
| | S2M190 | | 95 190.0 |
| | S2M200 | | 100 200.0 |
| | S2M220 | | 110 220.0 |
| | S2M224 | 112 224.0 | |
| | S2M240 | 120 240.0 | |
| | S2M250 | 125 250.0 | |
| | S2M260 | 130 260.0 | |
| | S2M280 | 140 280.0 | |
| | S2M300 | 150 300.0 | |
| | S2M320 | 160 320.0 | |
| | S2M340 | 170 340.0 | |
| | S2M360 | 180 360.0 | |
| | S2M380 | 190 380.0 | |
| | S2M400 | 200 400.0 | |
| | S2M440 | 220 440.0 | |
| | S2M448 | 224 448.0 | |
| | S2M480 | 240 480.0 | |
| | S2M488 | 244 488.0 | |
| | S2M494 | 247 494.0 | |
| | S2M500 | 250 500.0 | |
| | S2M520 | 260 520.0 | |
| S2M560 | 280 560.0 | | |
| S2M600 | 300 600.0 | | |
| S2M630 | 315 630.0 | | |
| S2M710 | 355 710.0 | | |
| S2M800 | 400 800.0 | | |
| S2M900 | 450 900.0 | | |
| S2M1000 | 500 1000.0 | | |

| 型式 | | 齒數 | 皮帶周長 (mm) |
|-----------|---------------|-----------|-----------|
| Type | 皮帶No. 皮帶寬度No. | | |
| GBTM (橡膠) | S3M120 | 60 (6mm) | 40 120.0 |
| | S3M144 | | 48 144.0 |
| | S3M150 | | 50 150.0 |
| | S3M174 | | 58 174.0 |
| | S3M177 | | 59 177.0 |
| | S3M192 | | 64 192.0 |
| | S3M201 | | 67 201.0 |
| | S3M210 | | 70 210.0 |
| | S3M219 | | 73 219.0 |
| | S3M225 | | 75 225.0 |
| | S3M234 | 78 234.0 | |
| | S3M240 | 80 240.0 | |
| | S3M246 | 82 246.0 | |
| | S3M252 | 84 252.0 | |
| | S3M255 | 85 255.0 | |
| | S3M264 | 88 264.0 | |
| | S3M267 | 89 267.0 | |
| | S3M276 | 92 276.0 | |
| | S3M300 | 100 300.0 | |
| | S3M312 | 104 312.0 | |
| | S3M318 | 106 318.0 | |
| | S3M327 | 109 327.0 | |
| | S3M339 | 113 339.0 | |
| | S3M360 | 120 360.0 | |
| | S3M384 | 128 384.0 | |
| | S3M405 | 135 405.0 | |
| | S3M420 | 140 420.0 | |
| | S3M432 | 144 432.0 | |
| | S3M453 | 151 453.0 | |
| | S3M459 | 153 459.0 | |
| | S3M486 | 162 486.0 | |
| | S3M501 | 167 501.0 | |
| | S3M504 | 168 504.0 | |
| | S3M507 | 169 507.0 | |
| | S3M537 | 179 537.0 | |
| | S3M564 | 188 564.0 | |
| | S3M600 | 200 600.0 | |
| | S3M633 | 211 633.0 | |
| | S3M681 | 227 681.0 | |
| | S3M699 | 233 699.0 | |
| | S3M750 | 250 750.0 | |
| | S3M765 | 255 765.0 | |
| S3M789 | 263 789.0 | | |
| S3M804 | 268 804.0 | | |
| S3M810 | 270 810.0 | | |
| S3M900 | 300 900.0 | | |
| S3M1005 | 335 1005.0 | | |
| S3M1050 | 350 1050.0 | | |
| S3M1260 | 420 1260.0 | | |
| S3M1800 | 600 1800.0 | | |

訂貨： Type - 皮帶No. - 皮帶寬度No. 交期： 3 天

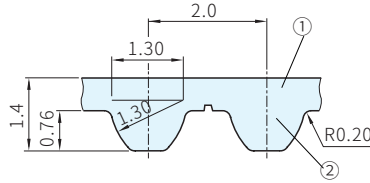
GBTM - S2M100 - 40

Wa 注意

- 使用溫度：橡膠：-30~90°C，優力膠：0~80°C(參考值)
- 皮帶顏色僅供參考，詢價、訂購時請告知顏色

時規皮帶輪

RoHS



| Type | 材質 |
|------|----------|
| GBOM | ①②本體 優力膠 |

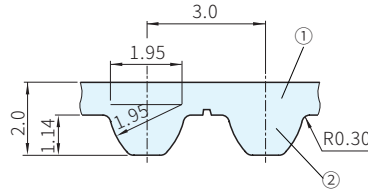
| Type | 型 式 | | 齒 數 | 皮帶周長 (mm) |
|---------------|--------|-------------|---------------|-----------|
| Type | 皮帶No. | 皮帶寬度No. | | |
| GBOM (優力膠) | S2M76 | 40 (4mm) | 38 | 76.0 |
| | S2M78 | | 39 | 78.0 |
| | S2M80 | | 40 | 80.0 |
| | S2M90 | | 45 | 90.0 |
| | S2M92 | | 46 | 92.0 |
| | S2M100 | | 50 | 100.0 |
| | S2M102 | | 51 | 102.0 |
| | S2M106 | | 53 | 106.0 |
| | S2M110 | | 55 | 110.0 |
| | S2M112 | | 56 | 112.0 |
| | S2M114 | | 57 | 114.0 |
| | S2M116 | | 58 | 116.0 |
| | S2M120 | | 60 | 120.0 |
| | S2M122 | | 61 | 122.0 |
| | S2M126 | | 63 | 126.0 |
| | S2M128 | | 64 | 128.0 |
| | S2M138 | 69 | 138.0 | |
| | S2M140 | 70 | 140.0 | |
| | S2M142 | 71 | 142.0 | |
| | S2M144 | 72 | 144.0 | |
| | S2M148 | 74 | 148.0 | |
| | S2M158 | 60 (6mm) | 79 | 158.0 |
| | S2M160 | | 80 | 160.0 |
| | S2M164 | | 82 | 164.0 |
| | S2M166 | | 83 | 166.0 |
| | S2M170 | | 85 | 170.0 |
| | S2M172 | | 86 | 172.0 |
| | S2M176 | | 88 | 176.0 |
| | S2M180 | | 100 (10mm) | 90 |
| | S2M184 | 92 | | 184.0 |
| | S2M186 | 93 | | 186.0 |
| | S2M190 | 95 | | 190.0 |
| S2M200 | 100 | 200.0 | | |
| S2M206 | 103 | 206.0 | | |
| S2M214 | 107 | 214.0 | | |
| S2M218 | 109 | 218.0 | | |
| S2M220 | 110 | 220.0 | | |
| S2M224 | 112 | 224.0 | | |
| S2M230 | 115 | 230.0 | | |
| S2M234 | 117 | 234.0 | | |
| S2M236 | 118 | 236.0 | | |
| S2M238 | 119 | 238.0 | | |
| S2M240 | 120 | 240.0 | | |
| S2M250 | 125 | 250.0 | | |
| S2M256 | 128 | 256.0 | | |

| Type | 型 式 | | 齒 數 | 皮帶周長 (mm) |
|---------------|--------|-------------|---------------|-----------|
| Type | 皮帶No. | 皮帶寬度No. | | |
| GBOM (優力膠) | S2M258 | 40 (4mm) | 129 | 258.0 |
| | S2M260 | | 130 | 260.0 |
| | S2M264 | | 132 | 264.0 |
| | S2M266 | | 133 | 266.0 |
| | S2M280 | | 140 | 280.0 |
| | S2M290 | | 145 | 290.0 |
| | S2M296 | | 148 | 296.0 |
| | S2M300 | | 150 | 300.0 |
| | S2M314 | | 157 | 314.0 |
| | S2M316 | | 158 | 316.0 |
| | S2M320 | | 160 | 320.0 |
| | S2M334 | | 167 | 334.0 |
| | S2M340 | | 170 | 340.0 |
| | S2M354 | | 177 | 354.0 |
| | S2M360 | | 180 | 360.0 |
| | S2M370 | | 185 | 370.0 |
| | S2M380 | 190 | 380.0 | |
| | S2M396 | 198 | 396.0 | |
| | S2M400 | 200 | 400.0 | |
| | S2M436 | 218 | 436.0 | |
| | S2M440 | 220 | 440.0 | |
| | S2M448 | 60 (6mm) | 224 | 448.0 |
| | S2M454 | | 227 | 454.0 |
| | S2M460 | | 230 | 460.0 |
| | S2M474 | | 237 | 474.0 |
| | S2M480 | | 240 | 480.0 |
| | S2M488 | | 244 | 488.0 |
| | S2M494 | | 247 | 494.0 |
| | S2M500 | | 100 (10mm) | 250 |
| | S2M504 | 252 | | 504.0 |
| | S2M520 | 260 | | 520.0 |
| | S2M548 | 274 | | 548.0 |
| S2M560 | 280 | 560.0 | | |
| S2M580 | 290 | 580.0 | | |
| S2M600 | 300 | 600.0 | | |
| S2M620 | 310 | 620.0 | | |
| S2M630 | 315 | 630.0 | | |
| S2M654 | 327 | 654.0 | | |
| S2M710 | 355 | 710.0 | | |
| S2M754 | 377 | 754.0 | | |
| S2M790 | 395 | 790.0 | | |
| S2M800 | 400 | 800.0 | | |
| S2M900 | 450 | 900.0 | | |
| S2M976 | 488 | 976.0 | | |
| S2M1000 | 500 | 1000.0 | | |

Wa) 注意

- 使用溫度：橡膠：-30~90°C，優力膠：0~80°C(參考值)
- 產品示意圖顏色僅供參考，材質會因時間而產生變化
- 皮帶顏色僅供參考，詢價、訂購時請告知顏色

訂貨： Type - 皮帶No. - 皮帶寬度No. 交期： 3 天
 GBOM - S2M76 - 40



| Type | 材質 | |
|------|-----|-----|
| GBOM | ①本體 | 優力膠 |

| 型式 | | 齒數 | 皮帶周長 (mm) |
|---------------|---------------|---------------|-----------|
| Type | 皮帶No. 皮帶寬度No. | | |
| GBOM (優力膠) | S3M120 | 60 (6mm) | 40 120.0 |
| | S3M144 | | 48 144.0 |
| | S3M150 | | 50 150.0 |
| | S3M159 | | 53 159.0 |
| | S3M174 | | 58 174.0 |
| | S3M177 | | 59 177.0 |
| | S3M192 | 64 192.0 | |
| | S3M195 | 65 195.0 | |
| | S3M201 | 67 201.0 | |
| | S3M204 | 68 204.0 | |
| | S3M210 | 70 210.0 | |
| | S3M213 | 71 213.0 | |
| | S3M219 | 73 219.0 | |
| | S3M222 | 74 222.0 | |
| | S3M225 | 75 225.0 | |
| | S3M234 | 78 234.0 | |
| | S3M237 | 79 237.0 | |
| | S3M240 | 80 240.0 | |
| | S3M246 | 82 246.0 | |
| | S3M252 | 100 (10mm) | 84 252.0 |
| | S3M255 | | 85 255.0 |
| | S3M264 | | 88 264.0 |
| | S3M267 | | 89 267.0 |
| | S3M270 | | 90 270.0 |
| | S3M276 | | 92 276.0 |
| | S3M285 | 95 285.0 | |
| | S3M300 | 150 (15mm) | 100 300.0 |
| | S3M312 | | 104 312.0 |
| | S3M318 | | 106 318.0 |
| | S3M327 | | 109 327.0 |
| | S3M339 | | 113 339.0 |
| | S3M342 | | 114 342.0 |
| | S3M354 | 118 354.0 | |
| | S3M360 | 120 360.0 | |
| | S3M384 | 128 384.0 | |
| | S3M390 | 130 390.0 | |
| | S3M396 | 132 396.0 | |
| | S3M402 | 134 402.0 | |
| | S3M405 | 135 405.0 | |
| | S3M417 | 139 417.0 | |
| | S3M420 | 140 420.0 | |

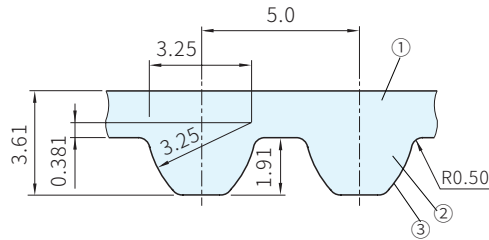
| 型式 | | 齒數 | 皮帶周長 (mm) |
|---------------|---------------|---------------|-----------|
| Type | 皮帶No. 皮帶寬度No. | | |
| GBOM (優力膠) | S3M432 | 60 (6mm) | 144 432.0 |
| | S3M447 | | 149 447.0 |
| | S3M453 | | 151 453.0 |
| | S3M459 | | 153 459.0 |
| | S3M486 | | 162 486.0 |
| | S3M501 | | 167 501.0 |
| | S3M504 | 168 504.0 | |
| | S3M507 | 169 507.0 | |
| | S3M513 | 171 513.0 | |
| | S3M519 | 173 519.0 | |
| | S3M537 | 179 537.0 | |
| | S3M564 | 100 (10mm) | 188 564.0 |
| | S3M588 | | 196 588.0 |
| | S3M600 | | 200 600.0 |
| | S3M609 | | 203 609.0 |
| | S3M633 | | 211 633.0 |
| | S3M660 | | 220 660.0 |
| | S3M666 | 150 (15mm) | 222 666.0 |
| | S3M681 | | 227 681.0 |
| | S3M699 | | 233 699.0 |
| | S3M750 | | 250 750.0 |
| | S3M765 | | 255 765.0 |
| | S3M774 | | 258 774.0 |
| | S3M789 | 263 789.0 | |
| | S3M804 | 268 804.0 | |
| | S3M810 | 270 810.0 | |
| | S3M885 | 295 885.0 | |
| | S3M900 | 300 900.0 | |
| | S3M936 | 312 936.0 | |
| | S3M951 | 317 951.0 | |
| | S3M1005 | 335 1005.0 | |
| | S3M1050 | 350 1050.0 | |
| | S3M1146 | 382 1146.0 | |
| | S3M1260 | 420 1260.0 | |
| | S3M1383 | 461 1383.0 | |
| | S3M1596 | 532 1596.0 | |
| | S3M1800 | 600 1800.0 | |
| | S3M2100 | 700 2100.0 | |

訂貨： Type - 皮帶No. - 皮帶寬度No. 交期： 3 天

GBOM - S3M120 - 60

Wa 注意

- 使用溫度：橡膠：-30~90°C，優力膠：0~80°C(參考值)
- 產品示意圖顏色僅供參考，材質會因時間而產生變化
- 皮帶顏色僅供參考，詢價、訂購時請告知顏色



| Type | 材質 | |
|------|-------|--------|
| GBTM | ①背面橡膠 | CR合成橡膠 |
| | ②齒紋橡膠 | |
| | ③齒布 | 尼龍帆布 |

| 型式 | | 齒數 | 皮帶周長 (mm) |
|--------------|---------------|---------------|-----------|
| Type | 皮帶No. 皮帶寬度No. | | |
| GBTM (橡膠) | S5M255 | 100 (10mm) | 51 255.0 |
| | S5M275 | | 55 275.0 |
| | S5M295 | | 59 295.0 |
| | S5M300 | | 60 300.0 |
| | S5M320 | | 64 320.0 |
| | S5M325 | | 65 325.0 |
| | S5M350 | | 70 350.0 |
| | S5M375 | | 75 375.0 |
| | S5M390 | | 78 390.0 |
| | S5M400 | | 80 400.0 |
| | S5M410 | 82 410.0 | |
| | S5M420 | 84 420.0 | |
| | S5M425 | 85 425.0 | |
| | S5M450 | 90 450.0 | |
| | S5M475 | 95 475.0 | |
| | S5M490 | 98 490.0 | |
| | S5M500 | 100 500.0 | |
| | S5M520 | 104 520.0 | |
| | S5M550 | 110 550.0 | |
| | S5M560 | 112 560.0 | |
| | S5M565 | 113 565.0 | |
| | S5M575 | 115 575.0 | |
| | S5M600 | 120 600.0 | |
| | S5M625 | 125 625.0 | |
| | S5M635 | 127 635.0 | |
| | S5M645 | 129 645.0 | |
| | S5M650 | 130 650.0 | |
| | S5M665 | 133 665.0 | |
| | S5M670 | 134 670.0 | |
| | S5M695 | 139 695.0 | |
| | S5M700 | 140 700.0 | |
| | S5M710 | 142 710.0 | |
| | S5M725 | 145 725.0 | |

| 型式 | | 齒數 | 皮帶周長 (mm) |
|--------------|---------------|---------------|-----------|
| Type | 皮帶No. 皮帶寬度No. | | |
| GBTM (橡膠) | S5M740 | 100 (10mm) | 148 740.0 |
| | S5M750 | | 150 750.0 |
| | S5M770 | | 154 770.0 |
| | S5M775 | | 155 775.0 |
| | S5M800 | | 160 800.0 |
| | S5M810 | | 162 810.0 |
| | S5M830 | | 166 830.0 |
| | S5M850 | | 170 850.0 |
| | S5M860 | | 172 860.0 |
| | S5M870 | | 174 870.0 |
| | S5M900 | 180 900.0 | |
| | S5M920 | 184 920.0 | |
| | S5M940 | 188 940.0 | |
| | S5M950 | 190 950.0 | |
| | S5M965 | 193 965.0 | |
| | S5M975 | 195 975.0 | |
| | S5M1000 | 200 1000.0 | |
| | S5M1025 | 205 1025.0 | |
| | S5M1050 | 210 1050.0 | |
| | S5M1125 | 225 1125.0 | |
| | S5M1135 | 227 1135.0 | |
| | S5M1145 | 229 1145.0 | |
| | S5M1195 | 239 1195.0 | |
| | S5M1225 | 245 1225.0 | |
| | S5M1250 | 250 1250.0 | |
| | S5M1270 | 254 1270.0 | |
| | S5M1295 | 259 1295.0 | |
| | S5M1350 | 270 1350.0 | |
| | S5M1420 | 284 1420.0 | |
| | S5M1595 | 319 1595.0 | |
| | S5M1800 | 360 1800.0 | |
| | S5M2000 | 400 2000.0 | |

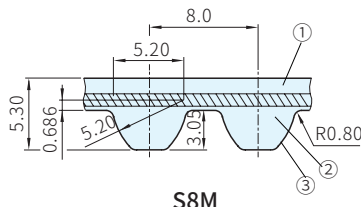
Wa 注意

- 使用溫度：橡膠：-30~90°C，優力膠：0~80°C(參考值)
- 皮帶顏色僅供參考，詢價、訂購時請告知顏色

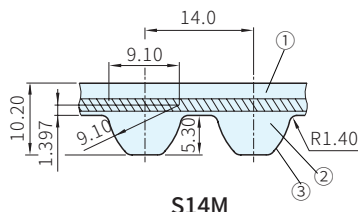
訂貨： - - 交期： 天

GBTM - S5M255 - 100

RoHS



S8M



S14M

| Type | 材質 | |
|------|-------|--------|
| GBTM | ①背面橡膠 | CR合成橡膠 |
| | ②齒紋橡膠 | |
| | ③齒布 | |

| 型式 | | 齒數 | 皮帶周長 (mm) |
|--------------|---------------|--------|-----------|
| Type | 皮帶No. 皮帶寬度No. | | |
| GBTM (橡膠) | S8M480 | 60 | 480.0 |
| | S8M520 | 65 | 520.0 |
| | S8M560 | 70 | 560.0 |
| | S8M584 | 73 | 584.0 |
| | S8M600 | 75 | 600.0 |
| | S8M632 | 79 | 632.0 |
| | S8M640 | 80 | 640.0 |
| | S8M680 | 85 | 680.0 |
| | S8M712 | 89 | 712.0 |
| | S8M720 | 90 | 720.0 |
| | S8M728 | 91 | 728.0 |
| | S8M760 | 95 | 760.0 |
| | S8M800 | 100 | 800.0 |
| | S8M840 | 105 | 840.0 |
| | S8M848 | 106 | 848.0 |
| | S8M880 | 110 | 880.0 |
| | S8M888 | 111 | 888.0 |
| | S8M896 | 112 | 896.0 |
| | S8M920 | 115 | 920.0 |
| | S8M944 | 118 | 944.0 |
| | S8M960 | 120 | 960.0 |
| | S8M984 | 123 | 984.0 |
| | S8M1000 | 125 | 1000.0 |
| | S8M1032 | 129 | 1032.0 |
| | S8M1040 | 130 | 1040.0 |
| | S8M1056 | 132 | 1056.0 |
| | S8M1096 | 137 | 1096.0 |
| | S8M1120 | 140 | 1120.0 |
| | S8M1136 | 142 | 1136.0 |
| | S8M1152 | 144 | 1152.0 |
| | S8M1184 | 148 | 1184.0 |
| | S8M1192 | 149 | 1192.0 |
| | S8M1200 | 150 | 1200.0 |
| | S8M1216 | 152 | 1216.0 |
| | S8M1224 | 153 | 1224.0 |
| | S8M1240 | 155 | 1240.0 |
| | S8M1248 | 156 | 1248.0 |
| | S8M1280 | 160 | 1280.0 |
| | S8M1296 | 162 | 1296.0 |
| | S8M1312 | 164 | 1312.0 |
| | S8M1344 | 168 | 1344.0 |
| | S8M1352 | 169 | 1352.0 |
| | S8M1384 | 173 | 1384.0 |
| | S8M1392 | 174 | 1392.0 |
| S8M1400 | 175 | 1400.0 | |
| S8M1424 | 178 | 1424.0 | |
| S8M1440 | 180 | 1440.0 | |
| S8M1600 | 200 | 1600.0 | |
| S8M1728 | 216 | 1728.0 | |
| S8M1760 | 220 | 1760.0 | |
| S8M1776 | 222 | 1776.0 | |
| S8M1800 | 225 | 1800.0 | |
| S8M2000 | 250 | 2000.0 | |
| S8M2120 | 265 | 2120.0 | |
| S8M2160 | 270 | 2160.0 | |
| S8M2240 | 280 | 2240.0 | |
| S8M2304 | 288 | 2304.0 | |
| S8M2400 | 300 | 2400.0 | |
| S8M2496 | 312 | 2496.0 | |
| S8M2560 | 320 | 2560.0 | |
| S8M2800 | 350 | 2800.0 | |
| S8M2880 | 360 | 2880.0 | |
| S8M3200 | 400 | 3200.0 | |
| S8M4400 | 550 | 4400.0 | |

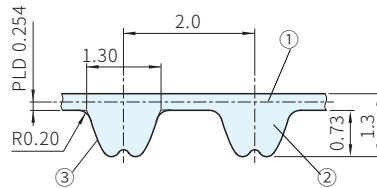
| 型式 | | 齒數 | 皮帶周長 (mm) |
|--------------|---------------|-----|-----------|
| Type | 皮帶No. 皮帶寬度No. | | |
| GBTM (橡膠) | S14M1008 | 72 | 1008.0 |
| | S14M1120 | 80 | 1120.0 |
| | S14M1190 | 85 | 1190.0 |
| | S14M1246 | 89 | 1246.0 |
| | S14M1400 | 100 | 1400.0 |
| | S14M1540 | 110 | 1540.0 |
| | S14M1610 | 115 | 1610.0 |
| | S14M1652 | 118 | 1652.0 |
| | S14M1806 | 129 | 1806.0 |
| | S14M1890 | 135 | 1890.0 |
| | S14M1904 | 136 | 1904.0 |
| | S14M2002 | 143 | 2002.0 |
| | S14M2100 | 150 | 2100.0 |
| | S14M2240 | 160 | 2240.0 |
| | S14M2310 | 165 | 2310.0 |
| | S14M2380 | 170 | 2380.0 |
| | S14M2450 | 175 | 2450.0 |
| | S14M2506 | 179 | 2506.0 |
| | S14M2590 | 185 | 2590.0 |
| | S14M2660 | 190 | 2660.0 |
| | S14M2800 | 200 | 2800.0 |
| | S14M3150 | 225 | 3150.0 |
| | S14M3500 | 250 | 3500.0 |
| | S14M3556 | 254 | 3556.0 |
| | S14M3850 | 275 | 3850.0 |
| | S14M4004 | 286 | 4004.0 |
| | S14M4060 | 290 | 4060.0 |
| | S14M4326 | 309 | 4326.0 |
| | S14M4508 | 322 | 4508.0 |
| | S14M5012 | 358 | 5012.0 |

訂貨： Type - 皮帶No. - 皮帶寬度No. 交期： 3 天
 GBTM - S8M480 - 150

Wa. 注意

- 使用溫度：橡膠：-30~90°C，優力膠：0~80°C(參考值)
- 皮帶顏色僅供參考，詢價、訂購時請告知顏色

RoHS



| Type | 材質 | |
|------|-------|--------|
| SBTM | ①背面橡膠 | CR合成橡膠 |
| | ②齒紋橡膠 | |
| | ③齒布 | |

| 型式 | | 齒數 | 皮帶周長 (mm) |
|--------------|---------------|-----|-----------|
| Type | 皮帶No. 皮帶寬度No. | | |
| SBTM (橡膠) | 80P2M | 40 | 80 |
| | 88P2M | 44 | 88 |
| | 98P2M | 49 | 98 |
| | 100P2M | 50 | 100 |
| | 112P2M | 56 | 112 |
| | 116P2M | 58 | 116 |
| | 118P2M | 59 | 118 |
| | 124P2M | 62 | 124 |
| | 126P2M | 63 | 126 |
| | 132P2M | 66 | 132 |
| | 136P2M | 68 | 136 |
| | 140P2M | 70 | 140 |
| | 142P2M | 71 | 142 |
| | 146P2M | 73 | 146 |
| | 152P2M | 76 | 152 |
| | 160P2M | 80 | 160 |
| | 162P2M | 81 | 162 |
| | 166P2M | 83 | 166 |
| | 170P2M | 85 | 170 |
| | 172P2M | 86 | 172 |
| | 176P2M | 88 | 176 |
| | 180P2M | 90 | 180 |
| | 186P2M | 93 | 186 |
| | 190P2M | 95 | 190 |
| | 196P2M | 98 | 196 |
| | 200P2M | 100 | 200 |
| | 208P2M | 104 | 208 |
| | 212P2M | 106 | 212 |
| | 214P2M | 107 | 214 |
| | 216P2M | 108 | 216 |
| | 220P2M | 110 | 220 |
| | 230P2M | 115 | 230 |
| 234P2M | 117 | 234 | |
| 236P2M | 118 | 236 | |
| 240P2M | 120 | 240 | |
| 244P2M | 122 | 244 | |
| 246P2M | 123 | 246 | |
| 250P2M | 125 | 250 | |
| 258P2M | 129 | 258 | |
| 262P2M | 131 | 262 | |
| 266P2M | 133 | 266 | |
| 270P2M | 135 | 270 | |
| 280P2M | 140 | 280 | |
| 290P2M | 145 | 290 | |
| 300P2M | 150 | 300 | |
| 302P2M | 151 | 302 | |
| 310P2M | 155 | 310 | |
| 318P2M | 159 | 318 | |
| 320P2M | 160 | 320 | |

| 型式 | | 齒數 | 皮帶周長 (mm) |
|--------------|---------------|------|-----------|
| Type | 皮帶No. 皮帶寬度No. | | |
| SBTM (橡膠) | 328P2M | 164 | 328 |
| | 330P2M | 165 | 330 |
| | 340P2M | 170 | 340 |
| | 348P2M | 174 | 348 |
| | 360P2M | 180 | 360 |
| | 370P2M | 185 | 370 |
| | 378P2M | 189 | 378 |
| | 380P2M | 190 | 380 |
| | 390P2M | 195 | 390 |
| | 400P2M | 200 | 400 |
| | 408P2M | 204 | 408 |
| | 416P2M | 208 | 416 |
| | 420P2M | 210 | 420 |
| | 426P2M | 213 | 426 |
| | 440P2M | 220 | 440 |
| | 448P2M | 224 | 448 |
| | 488P2M | 244 | 488 |
| | 490P2M | 245 | 490 |
| | 500P2M | 250 | 500 |
| | 516P2M | 258 | 516 |
| | 520P2M | 260 | 520 |
| | 530P2M | 265 | 530 |
| | 560P2M | 280 | 560 |
| | 576P2M | 288 | 576 |
| | 590P2M | 295 | 590 |
| | 600P2M | 300 | 600 |
| | 630P2M | 315 | 630 |
| | 638P2M | 319 | 638 |
| | 656P2M | 328 | 656 |
| | 676P2M | 338 | 676 |
| | 680P2M | 340 | 680 |
| | 710P2M | 355 | 710 |
| 754P2M | 377 | 754 | |
| 764P2M | 382 | 764 | |
| 774P2M | 387 | 774 | |
| 788P2M | 394 | 788 | |
| 800P2M | 400 | 800 | |
| 808P2M | 404 | 808 | |
| 824P2M | 412 | 824 | |
| 846P2M | 423 | 846 | |
| 866P2M | 433 | 866 | |
| 898P2M | 449 | 898 | |
| 900P2M | 450 | 900 | |
| 940P2M | 470 | 940 | |
| 956P2M | 478 | 956 | |
| 992P2M | 496 | 992 | |
| 1040P2M | 520 | 1040 | |
| 1242P2M | 641 | 1242 | |

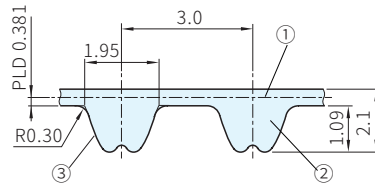
Wa) 注意

- 使用溫度：-25~80°C(參考值)
- 皮帶顏色僅供參考，詢價、訂購時請告知顏色

訂貨： Type - 皮帶No. - 皮帶寬度No. 交期： 8 天

SBTM - 80P2M - 060

時規皮帶輪



| Type | 材質 | |
|------|-------|--------|
| SBTM | ①背面橡膠 | CR合成橡膠 |
| | ②齒紋橡膠 | |
| | ③齒布 | 尼龍帆布 |

| Type | 型式 | | 齒數 | 皮帶周長 (mm) |
|--------------|--------|---------|-------|-----------|
| | 皮帶No. | 皮帶寬度No. | | |
| SBTM (橡膠) | 90P3M | | 30 | 90.0 |
| | 105P3M | | 35 | 105.0 |
| | 129P3M | | 43 | 129.0 |
| | 141P3M | | 47 | 141.0 |
| | 144P3M | | 48 | 144.0 |
| | 147P3M | | 49 | 147.0 |
| | 150P3M | | 50 | 150.0 |
| | 159P3M | | 53 | 159.0 |
| | 168P3M | | 56 | 168.0 |
| | 174P3M | | 58 | 174.0 |
| | 177P3M | 59 | 177.0 | |
| | 180P3M | 60 | 180.0 | |
| | 186P3M | 62 | 186.0 | |
| | 195P3M | 65 | 195.0 | |
| | 201P3M | 67 | 201.0 | |
| | 204P3M | 68 | 204.0 | |
| | 210P3M | 70 | 210.0 | |
| | 213P3M | 71 | 213.0 | |
| | 225P3M | 75 | 225.0 | |
| | 231P3M | 77 | 231.0 | |
| | 240P3M | 80 | 240.0 | |
| | 243P3M | 81 | 243.0 | |
| | 246P3M | 82 | 246.0 | |
| | 252P3M | 84 | 252.0 | |
| | 255P3M | 85 | 255.0 | |
| | 264P3M | 88 | 264.0 | |
| | 267P3M | 89 | 267.0 | |
| | 270P3M | 90 | 270.0 | |
| | 276P3M | 92 | 276.0 | |
| | 285P3M | 95 | 285.0 | |
| | 288P3M | 96 | 288.0 | |
| | 291P3M | 97 | 291.0 | |
| | 297P3M | 99 | 297.0 | |
| | 300P3M | 100 | 300.0 | |
| | 312P3M | 104 | 312.0 | |
| | 318P3M | 106 | 318.0 | |
| | 327P3M | 109 | 327.0 | |
| | 330P3M | 110 | 330.0 | |
| | 333P3M | 111 | 333.0 | |
| | 336P3M | 112 | 336.0 | |
| | 339P3M | 113 | 339.0 | |
| 345P3M | 115 | 345.0 | | |
| 357P3M | 119 | 357.0 | | |
| 363P3M | 121 | 363.0 | | |
| 375P3M | 125 | 375.0 | | |
| 384P3M | 128 | 384.0 | | |
| 390P3M | 130 | 390.0 | | |
| 393P3M | 131 | 393.0 | | |

| Type | 型式 | | 齒數 | 皮帶周長 (mm) |
|--------------|---------|---------------|--------|-----------|
| | 皮帶No. | 皮帶寬度No. | | |
| SBTM (橡膠) | 405P3M | 100 (10mm) | 135 | 405.0 |
| | 420P3M | | 140 | 420.0 |
| | 432P3M | | 144 | 432.0 |
| | 447P3M | | 149 | 447.0 |
| | 474P3M | | 158 | 474.0 |
| | 480P3M | | 160 | 480.0 |
| | 486P3M | | 162 | 486.0 |
| | 489P3M | | 163 | 489.0 |
| | 501P3M | | 167 | 501.0 |
| | 513P3M | | 171 | 513.0 |
| | 525P3M | 175 | 525.0 | |
| | 531P3M | 177 | 531.0 | |
| | 537P3M | 179 | 537.0 | |
| | 564P3M | 188 | 564.0 | |
| | 570P3M | 190 | 570.0 | |
| | 576P3M | 192 | 576.0 | |
| | 579P3M | 193 | 579.0 | |
| | 597P3M | 199 | 597.0 | |
| | 600P3M | 200 | 600.0 | |
| | 621P3M | 207 | 621.0 | |
| | 633P3M | 211 | 633.0 | |
| | 648P3M | 216 | 648.0 | |
| | 669P3M | 223 | 669.0 | |
| | 711P3M | 237 | 711.0 | |
| | 735P3M | 245 | 735.0 | |
| | 756P3M | 252 | 756.0 | |
| | 804P3M | 268 | 804.0 | |
| | 882P3M | 294 | 882.0 | |
| | 945P3M | 315 | 945.0 | |
| | 1062P3M | 354 | 1062.0 | |
| | 1125P3M | 375 | 1125.0 | |
| | 1245P3M | 415 | 1245.0 | |
| | 1263P3M | 421 | 1263.0 | |
| 1500P3M | 500 | 1500.0 | | |
| 1530P3M | 510 | 1530.0 | | |
| 1863P3M | 621 | 1863.0 | | |

訂貨： Type - 皮帶No. - 皮帶寬度No. 交期： 3 天

SBTM - 90P3M - 100

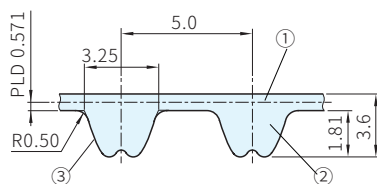
Wa. 注意

- 使用溫度：-25~80°C(參考值)
- 皮帶顏色僅供參考，詢價、訂購時請告知顏色

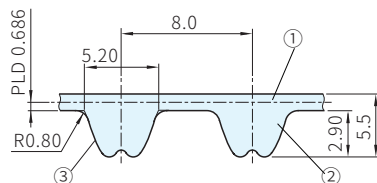
RoHS



P5M



P8M



| Type | 材質 | |
|------|--------|--------|
| SBTM | ① 背面橡膠 | CR合成橡膠 |
| | ② 齒紋橡膠 | |
| | ③ 齒布 | |

P5M

| Type | 型式 | | 齒數 | 皮帶周長 (mm) |
|-----------|--------|------------|-------|-----------|
| | 皮帶No. | 皮帶寬度No. | | |
| SBTM (橡膠) | 180P5M | 100 (10mm) | 36 | 180.0 |
| | 225P5M | | 45 | 225.0 |
| | 235P5M | | 47 | 235.0 |
| | 245P5M | | 49 | 245.0 |
| | 255P5M | | 51 | 255.0 |
| | 265P5M | | 53 | 265.0 |
| | 270P5M | | 54 | 270.0 |
| | 285P5M | | 57 | 285.0 |
| | 295P5M | | 59 | 295.0 |
| | 300P5M | | 60 | 300.0 |
| | 305P5M | 61 | 305.0 | |
| | 325P5M | 65 | 325.0 | |
| | 345P5M | 69 | 345.0 | |
| | 350P5M | 70 | 350.0 | |
| | 375P5M | 75 | 375.0 | |
| | 400P5M | 80 | 400.0 | |
| | 420P5M | 84 | 420.0 | |
| | 425P5M | 85 | 425.0 | |
| | 450P5M | 90 | 450.0 | |
| | 455P5M | 91 | 455.0 | |
| | 460P5M | 92 | 460.0 | |
| | 465P5M | 93 | 465.0 | |
| | 475P5M | 95 | 475.0 | |
| | 500P5M | 100 | 500.0 | |
| | 535P5M | 107 | 535.0 | |
| | 565P5M | 113 | 565.0 | |
| | 575P5M | 115 | 575.0 | |
| | 580P5M | 116 | 580.0 | |
| | 600P5M | 120 | 600.0 | |
| | 610P5M | 122 | 610.0 | |
| | 635P5M | 127 | 635.0 | |
| | 640P5M | 128 | 640.0 | |
| | 670P5M | 134 | 670.0 | |
| | 675P5M | 135 | 675.0 | |
| | 700P5M | 140 | 700.0 | |
| | 705P5M | 141 | 705.0 | |
| | 710P5M | 142 | 710.0 | |
| | 725P5M | 145 | 725.0 | |
| | 740P5M | 148 | 740.0 | |
| | 755P5M | 151 | 755.0 | |
| | 800P5M | 160 | 800.0 | |
| | 835P5M | 167 | 835.0 | |
| 850P5M | 170 | 850.0 | | |
| 890P5M | 178 | 890.0 | | |
| 935P5M | 187 | 935.0 | | |
| 940P5M | 188 | 940.0 | | |
| 950P5M | 190 | 950.0 | | |
| 980P5M | 196 | 980.0 | | |
| 1000P5M | 200 | 1000.0 | | |
| 1050P5M | 210 | 1050.0 | | |
| 1100P5M | 220 | 1100.0 | | |
| 1125P5M | 225 | 1125.0 | | |
| 1195P5M | 239 | 1195.0 | | |
| 1200P5M | 240 | 1200.0 | | |
| 1240P5M | 248 | 1240.0 | | |
| 1270P5M | 254 | 1270.0 | | |

| Type | 型式 | | 齒數 | 皮帶周長 (mm) |
|-----------|---------|------------|--------|-----------|
| | 皮帶No. | 皮帶寬度No. | | |
| SBTM (橡膠) | 1420P5M | 100 (10mm) | 284 | 1420.0 |
| | 1595P5M | | 319 | 1595.0 |
| | 1690P5M | | 338 | 1690.0 |
| | 1790P5M | | 358 | 1790.0 |
| | 1800P5M | | 360 | 1800.0 |
| | 1895P5M | 379 | 1895.0 | |
| | 2000P5M | 400 | 2000.0 | |
| | 2250P5M | 450 | 2250.0 | |
| | 2525P5M | 505 | 2525.0 | |

P8M

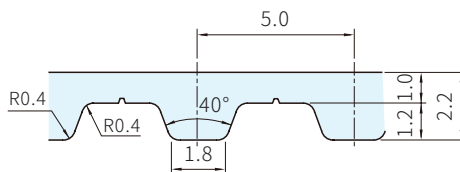
| Type | 型式 | | 齒數 | 皮帶周長 (mm) |
|-----------|---------|------------|--------|-----------|
| | 皮帶No. | 皮帶寬度No. | | |
| SBTM (橡膠) | 288P8M | 150 (15mm) | 36 | 288.0 |
| | 320P8M | | 40 | 320.0 |
| | 480P8M | | 60 | 480.0 |
| | 536P8M | | 67 | 536.0 |
| | 560P8M | | 70 | 560.0 |
| | 600P8M | | 75 | 600.0 |
| | 632P8M | | 79 | 632.0 |
| | 640P8M | | 80 | 640.0 |
| | 680P8M | | 85 | 680.0 |
| | 720P8M | | 90 | 720.0 |
| | 800P8M | 100 | 800.0 | |
| | 840P8M | 105 | 840.0 | |
| | 880P8M | 110 | 880.0 | |
| | 920P8M | 115 | 920.0 | |
| | 960P8M | 120 | 960.0 | |
| | 1040P8M | 130 | 1040.0 | |
| | 1080P8M | 135 | 1080.0 | |
| | 1120P8M | 140 | 1120.0 | |
| | 1200P8M | 150 | 1200.0 | |
| | 1224P8M | 153 | 1224.0 | |
| | 1280P8M | 160 | 1280.0 | |
| | 1352P8M | 169 | 1352.0 | |
| | 1440P8M | 180 | 1440.0 | |
| | 1464P8M | 183 | 1464.0 | |
| | 1600P8M | 200 | 1600.0 | |
| | 1760P8M | 220 | 1760.0 | |
| | 1800P8M | 225 | 1800.0 | |
| | 2000P8M | 250 | 2000.0 | |
| | 2200P8M | 275 | 2200.0 | |
| | 2400P8M | 300 | 2400.0 | |
| | 2600P8M | 325 | 2600.0 | |
| | 2800P8M | 350 | 2800.0 | |
| | 3048P8M | 381 | 3048.0 | |
| | 3280P8M | 410 | 3280.0 | |
| | 3600P8M | 450 | 3600.0 | |
| | 4400P8M | 550 | 4400.0 | |

訂貨： Type - 皮帶No. - 皮帶寬度No. 交期： 3 天
SBTM - 255P5M - 100

Wa) 注意

- 使用溫度：-25~80°C(參考值)
- 皮帶顏色僅供參考，詢價、訂購時請告知顏色

桃園：(03)452-7557 新北：(02)2997-7990 深圳(0755)2748-5535 南京(025)8490-0451 寧波(0574)2886-2838 廣州(0757)2809-0175
高雄：(07)556-9036 台中：(04)2319-3832 天津(022)8996-5378 武漢(027)8421-3588 成都(028)8843-8281 廈門15980766327
台南：(06)253-9388 上海(021)6959-0023 青島18561549652 重慶(023)6716-2938 惠州(075)2211-9557 福州15980766327



| Type | 材質 |
|------|-----|
| BBTO | 優力膠 |

| 型式 | | 齒數 | 皮帶周長 (mm) |
|---------------|---------------|-------|-----------|
| Type | 皮帶No. 皮帶寬度No. | | |
| BBTO (優力膠) | T5150 | 30 | 150.0 |
| | T5180 | 36 | 180.0 |
| | T5185 | 37 | 185.0 |
| | T5200 | 40 | 200.0 |
| | T5210 | 42 | 210.0 |
| | T5215 | 43 | 215.0 |
| | T5220 | 44 | 220.0 |
| | T5225 | 45 | 225.0 |
| | T5245 | 49 | 245.0 |
| | T5255 | 51 | 255.0 |
| | T5260 | 52 | 260.0 |
| | T5270 | 54 | 270.0 |
| | T5275 | 55 | 275.0 |
| | T5280 | 56 | 280.0 |
| | T5295 | 59 | 295.0 |
| | T5300 | 60 | 300.0 |
| | T5305 | 61 | 305.0 |
| | T5320 | 64 | 320.0 |
| | T5325 | 65 | 325.0 |
| | T5330 | 66 | 330.0 |
| | T5335 | 67 | 335.0 |
| | T5340 | 68 | 340.0 |
| | T5345 | 69 | 345.0 |
| | T5350 | 70 | 350.0 |
| | T5355 | 71 | 355.0 |
| | T5360 | 72 | 360.0 |
| | T5365 | 73 | 365.0 |
| | T5380 | 76 | 380.0 |
| | T5390 | 78 | 390.0 |
| | T5400 | 80 | 400.0 |
| | T5410 | 82 | 410.0 |
| | T5420 | 84 | 420.0 |
| | T5425 | 85 | 425.0 |
| | T5430 | 86 | 430.0 |
| | T5435 | 87 | 435.0 |
| | T5440 | 88 | 440.0 |
| | T5445 | 89 | 445.0 |
| | T5450 | 90 | 450.0 |
| | T5455 | 91 | 455.0 |
| | T5460 | 92 | 460.0 |
| | T5465 | 93 | 465.0 |
| | T5470 | 94 | 470.0 |
| | T5475 | 95 | 475.0 |
| | T5480 | 96 | 480.0 |
| | T5490 | 98 | 490.0 |
| | T5500 | 100 | 500.0 |
| | T5510 | 102 | 510.0 |
| | T5515 | 103 | 515.0 |
| T5525 | 105 | 525.0 | |
| T5530 | 106 | 530.0 | |
| T5545 | 109 | 545.0 | |
| T5550 | 110 | 550.0 | |
| T5560 | 112 | 560.0 | |
| T5575 | 115 | 575.0 | |
| T5590 | 118 | 590.0 | |
| T5600 | 120 | 600.0 | |

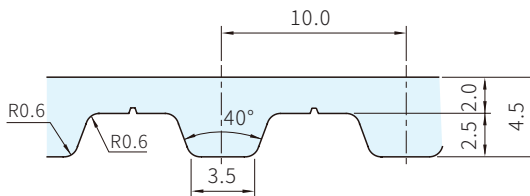

| 型式 | | 齒數 | 皮帶周長 (mm) |
|---------------|---------------|-----|-----------|
| Type | 皮帶No. 皮帶寬度No. | | |
| BBTO (優力膠) | T5605 | 121 | 605.0 |
| | T5610 | 122 | 610.0 |
| | T5620 | 124 | 620.0 |
| | T5625 | 125 | 625.0 |
| | T5630 | 126 | 630.0 |
| | T5635 | 127 | 635.0 |
| | T5640 | 128 | 640.0 |
| | T5645 | 129 | 645.0 |
| | T5650 | 130 | 650.0 |
| | T5660 | 132 | 660.0 |
| | T5675 | 135 | 675.0 |
| | T5685 | 137 | 685.0 |
| | T5690 | 138 | 690.0 |
| | T5700 | 140 | 700.0 |
| | T5710 | 142 | 710.0 |
| | T5720 | 144 | 720.0 |
| | T5725 | 145 | 725.0 |
| | T5740 | 148 | 740.0 |
| | T5750 | 150 | 750.0 |
| | T5765 | 153 | 765.0 |
| | T5780 | 156 | 780.0 |
| | T5800 | 160 | 800.0 |
| | T5810 | 162 | 810.0 |
| | T5815 | 163 | 815.0 |
| | T5830 | 166 | 830.0 |
| | T5840 | 168 | 840.0 |
| | T5850 | 170 | 850.0 |
| | T5860 | 172 | 860.0 |
| | T5885 | 177 | 885.0 |
| | T5900 | 180 | 900.0 |
| | T5920 | 184 | 920.0 |
| | T5940 | 188 | 940.0 |
| | T5960 | 192 | 960.0 |
| | T5975 | 195 | 975.0 |
| | T5990 | 198 | 990.0 |
| | T51075 | 215 | 1075.0 |
| | T51100 | 220 | 1100.0 |
| | T51160 | 232 | 1160.0 |
| | T51200 | 240 | 1200.0 |
| | T51215 | 243 | 1215.0 |
| | T51275 | 255 | 1275.0 |
| | T51280 | 256 | 1280.0 |
| | T51315 | 263 | 1315.0 |
| | T51380 | 276 | 1380.0 |
| | T51440 | 288 | 1440.0 |
| | T51500 | 300 | 1500.0 |
| | T51900 | 380 | 1900.0 |
| | T51955 | 391 | 1955.0 |

訂貨： Type - 皮帶No. - 皮帶寬度No. 交期： 3 天
BBTO - T5150 - 100

Wa) 注意

- 使用溫度：0~80°C(參考值)
- 產品示意圖顏色僅供參考，材質會因時間而產生變化
- 皮帶顏色僅供參考，詢價、訂購時請告知顏色

桃園：(03)452-7557 新北：(02)2997-7990 深圳(0755)2748-5535 南京(025)8490-0451 寧波(0574)2886-2838 廣州(0757)2809-0175
高雄：(07)556-9036 台中：(04)2319-3832 天津(022)8996-5378 武漢(027)8421-3588 成都(028)8843-8281 廈門15980766327
台南：(06)253-9388 上海(021)6959-0023 青島18561549652 重慶(023)6716-2938 惠州(075)2211-9557 福州15980766327



| Type | 材質 |
|------|-----|
| BBTO | 優力膠 |

| 型式 | | 齒數 | 皮帶周長 (mm) |
|---------------|---------------|--------|-----------|
| Type | 皮帶No. 皮帶寬度No. | | |
| BBTO (優力膠) | T10260 | 26 | 260.0 |
| | T10320 | 32 | 320.0 |
| | T10340 | 34 | 340.0 |
| | T10370 | 37 | 370.0 |
| | T10400 | 40 | 400.0 |
| | T10410 | 41 | 410.0 |
| | T10440 | 44 | 440.0 |
| | T10450 | 45 | 450.0 |
| | T10480 | 48 | 480.0 |
| | T10500 | 50 | 500.0 |
| | T10530 | 53 | 530.0 |
| | T10550 | 55 | 550.0 |
| | T10560 | 56 | 560.0 |
| | T10600 | 60 | 600.0 |
| | T10610 | 61 | 610.0 |
| | T10630 | 63 | 630.0 |
| | T10650 | 65 | 650.0 |
| | T10660 | 66 | 660.0 |
| | T10680 | 68 | 680.0 |
| | T10690 | 69 | 690.0 |
| | T10700 | 70 | 700.0 |
| | T10720 | 72 | 720.0 |
| | T10730 | 73 | 730.0 |
| | T10750 | 75 | 750.0 |
| | T10760 | 76 | 760.0 |
| | T10780 | 78 | 780.0 |
| | T10800 | 80 | 800.0 |
| | T10810 | 81 | 810.0 |
| | T10840 | 84 | 840.0 |
| | T10850 | 85 | 850.0 |
| | T10880 | 88 | 880.0 |
| | T10890 | 89 | 890.0 |
| T10900 | 90 | 900.0 | |
| T10920 | 92 | 920.0 | |
| T10950 | 95 | 950.0 | |
| T10960 | 96 | 960.0 | |
| T10970 | 97 | 970.0 | |
| T10980 | 98 | 980.0 | |
| T101010 | 101 | 1010.0 | |
| T101050 | 105 | 1050.0 | |
| T101080 | 108 | 1080.0 | |
| T101110 | 111 | 1110.0 | |
| T101140 | 114 | 1140.0 | |
| T101150 | 115 | 1150.0 | |
| T101200 | 120 | 1200.0 | |
| T101210 | 121 | 1210.0 | |
| T101240 | 124 | 1240.0 | |
| T101250 | 125 | 1250.0 | |

| 型式 | | 齒數 | 皮帶周長 (mm) |
|---------------|---------------|--------|-----------|
| Type | 皮帶No. 皮帶寬度No. | | |
| BBTO (優力膠) | T101300 | 130 | 1300.0 |
| | T101320 | 132 | 1320.0 |
| | T101350 | 135 | 1350.0 |
| | T101390 | 139 | 1390.0 |
| | T101400 | 140 | 1400.0 |
| | T101420 | 142 | 1420.0 |
| | T101440 | 144 | 1440.0 |
| | T101450 | 145 | 1450.0 |
| | T101460 | 146 | 1460.0 |
| | T101500 | 150 | 1500.0 |
| | T101560 | 156 | 1560.0 |
| | T101580 | 158 | 1580.0 |
| | T101600 | 160 | 1600.0 |
| | T101610 | 161 | 1610.0 |
| | T101700 | 170 | 1700.0 |
| | T101750 | 175 | 1750.0 |
| | T101780 | 178 | 1780.0 |
| | T101800 | 180 | 1800.0 |
| | T101880 | 188 | 1880.0 |
| | T101960 | 196 | 1960.0 |
| | T102000 | 200 | 2000.0 |
| | T102020 | 202 | 2020.0 |
| | T102100 | 210 | 2100.0 |
| | T102120 | 212 | 2120.0 |
| | T102160 | 216 | 2160.0 |
| | T102250 | 225 | 2250.0 |
| | T102370 | 237 | 2370.0 |
| | T102500 | 250 | 2500.0 |
| T102800 | 280 | 2800.0 | |

訂貨： Type - 皮帶No. - 皮帶寬度No. 交期： 3 天

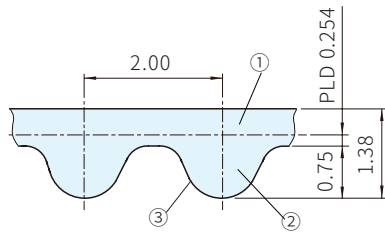
BBTO - T10260 - 150

Wa. 注意

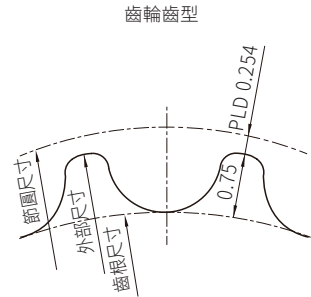
- 使用溫度：0~80°C(參考值)
- 產品示意圖顏色僅供參考，材質會因時間而產生變化
- 皮帶顏色僅供參考，詢價、訂購時請告知顏色

時規皮帶輪

RoHS



皮帶齒型



齒輪齒型

| Type | 材質 | |
|------|-------|--------|
| HTM | ①背面橡膠 | CR合成橡膠 |
| | ②齒紋橡膠 | |
| | ③齒布 | 尼龍帆布 |

| Type | 型式 | | 齒數 | 皮帶周長 (mm) |
|-------------|-------------|-------------|-------|-----------|
| | 皮帶No. | 皮帶寬度No. | | |
| HTM (橡膠) | 54-2GT | 40 (4mm) | 27 | 54.0 |
| | 60-2GT | | 30 | 60.0 |
| | 66-2GT | | 33 | 66.0 |
| | 72-2GT | | 36 | 72.0 |
| | 74-2GT | | 37 | 74.0 |
| | 76-2GT | | 38 | 76.0 |
| | 78-2GT | | 39 | 78.0 |
| | 80-2GT | | 40 | 80.0 |
| | 84-2GT | | 42 | 84.0 |
| | 86-2GT | | 43 | 86.0 |
| | 88-2GT | | 44 | 88.0 |
| | 90-2GT | | 45 | 90.0 |
| | 92-2GT | 46 | 92.0 | |
| | 94-2GT | 47 | 94.0 | |
| | 96-2GT | 48 | 96.0 | |
| | 98-2GT | 49 | 98.0 | |
| | 100-2GT | 50 | 100.0 | |
| | 102-2GT | 51 | 102.0 | |
| | 106-2GT | 53 | 106.0 | |
| | 108-2GT | 54 | 108.0 | |
| | 110-2GT | 55 | 110.0 | |
| | 112-2GT | 56 | 112.0 | |
| | 114-2GT | 57 | 114.0 | |
| | 116-2GT | 58 | 116.0 | |
| | 120-2GT | 60 | 120.0 | |
| | 122-2GT | 61 | 122.0 | |
| | 124-2GT | 62 | 124.0 | |
| | 126-2GT | 60 (6mm) | 63 | 126.0 |
| | 128-2GT | | 64 | 128.0 |
| | 130-2GT | | 65 | 130.0 |
| | 132-2GT | | 66 | 132.0 |
| | 134-2GT | | 67 | 134.0 |
| 136-2GT | 68 | | 136.0 | |
| 138-2GT | 90 (9mm) | 69 | 138.0 | |
| 140-2GT | | 70 | 140.0 | |
| 142-2GT | | 71 | 142.0 | |
| 144-2GT | | 72 | 144.0 | |
| 146-2GT | | 73 | 146.0 | |
| 148-2GT | | 74 | 148.0 | |
| 150-2GT | | 75 | 150.0 | |
| 152-2GT | | 76 | 152.0 | |
| 154-2GT | | 77 | 154.0 | |
| 156-2GT | | 78 | 156.0 | |
| 158-2GT | | 79 | 158.0 | |
| 160-2GT | | 80 | 160.0 | |
| 164-2GT | 82 | 164.0 | | |
| 168-2GT | 84 | 168.0 | | |
| 172-2GT | 86 | 172.0 | | |
| 174-2GT | 87 | 174.0 | | |
| 176-2GT | 88 | 176.0 | | |
| 178-2GT | 89 | 178.0 | | |
| 180-2GT | 90 | 180.0 | | |
| 182-2GT | 91 | 182.0 | | |
| 184-2GT | 92 | 184.0 | | |
| 186-2GT | 93 | 186.0 | | |
| 190-2GT | 95 | 190.0 | | |

| Type | 型式 | | 齒數 | 皮帶周長 (mm) |
|-------------|---------|-------------|-------|-----------|
| | 皮帶No. | 皮帶寬度No. | | |
| HTM (橡膠) | 192-2GT | 40 (4mm) | 96 | 192.0 |
| | 196-2GT | | 98 | 196.0 |
| | 200-2GT | | 100 | 200.0 |
| | 202-2GT | | 101 | 202.0 |
| | 204-2GT | | 102 | 204.0 |
| | 208-2GT | | 104 | 208.0 |
| | 210-2GT | | 105 | 210.0 |
| | 212-2GT | | 106 | 212.0 |
| | 214-2GT | | 107 | 214.0 |
| | 216-2GT | | 108 | 216.0 |
| | 220-2GT | | 110 | 220.0 |
| | 224-2GT | | 112 | 224.0 |
| | 226-2GT | 113 | 226.0 | |
| | 228-2GT | 114 | 228.0 | |
| | 230-2GT | 115 | 230.0 | |
| | 232-2GT | 116 | 232.0 | |
| | 236-2GT | 118 | 236.0 | |
| | 240-2GT | 120 | 240.0 | |
| | 244-2GT | 122 | 244.0 | |
| | 248-2GT | 124 | 248.0 | |
| | 250-2GT | 125 | 250.0 | |
| | 252-2GT | 126 | 252.0 | |
| | 256-2GT | 128 | 256.0 | |
| | 258-2GT | 129 | 258.0 | |
| | 260-2GT | 130 | 260.0 | |
| | 264-2GT | 132 | 264.0 | |
| | 266-2GT | 133 | 266.0 | |
| | 268-2GT | 60 (6mm) | 134 | 268.0 |
| | 270-2GT | | 135 | 270.0 |
| | 278-2GT | | 139 | 278.0 |
| | 280-2GT | | 140 | 280.0 |
| | 282-2GT | | 141 | 282.0 |
| | 284-2GT | | 142 | 284.0 |
| | 286-2GT | 90 (9mm) | 143 | 286.0 |
| | 288-2GT | | 144 | 288.0 |
| 290-2GT | 145 | | 290.0 | |
| 292-2GT | 146 | | 292.0 | |
| 294-2GT | 147 | | 294.0 | |
| 300-2GT | 150 | | 300.0 | |
| 302-2GT | 151 | | 302.0 | |
| 304-2GT | 152 | | 304.0 | |
| 308-2GT | 154 | | 308.0 | |
| 310-2GT | 155 | | 310.0 | |
| 314-2GT | 157 | | 314.0 | |
| 318-2GT | 159 | | 318.0 | |
| 320-2GT | 160 | 320.0 | | |
| 322-2GT | 161 | 322.0 | | |
| 324-2GT | 162 | 324.0 | | |
| 328-2GT | 164 | 328.0 | | |
| 332-2GT | 166 | 332.0 | | |
| 336-2GT | 168 | 336.0 | | |
| 338-2GT | 169 | 338.0 | | |
| 340-2GT | 170 | 340.0 | | |
| 344-2GT | 172 | 344.0 | | |
| 346-2GT | 173 | 346.0 | | |
| 350-2GT | 175 | 350.0 | | |

時規皮帶輪

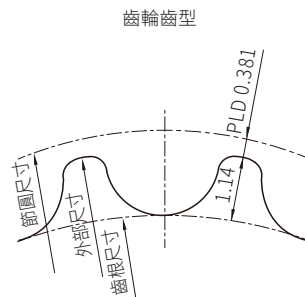
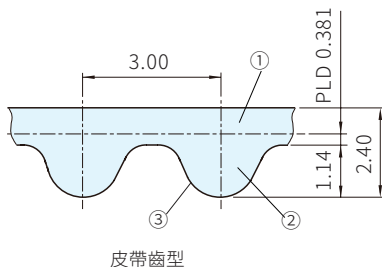
| 型 式 | | 齒 數 | 皮帶周長 (mm) |
|-------------|-----------------|-------|--------------|
| Type | 皮帶No. / 皮帶寬度No. | | |
| HTM (橡膠) | 352-2GT | 176 | 352.0 |
| | 354-2GT | 177 | 354.0 |
| | 358-2GT | 179 | 358.0 |
| | 360-2GT | 180 | 360.0 |
| | 366-2GT | 183 | 366.0 |
| | 370-2GT | 185 | 370.0 |
| | 372-2GT | 186 | 372.0 |
| | 376-2GT | 188 | 376.0 |
| | 380-2GT | 190 | 380.0 |
| | 382-2GT | 191 | 382.0 |
| | 386-2GT | 193 | 386.0 |
| | 394-2GT | 197 | 394.0 |
| | 400-2GT | 200 | 400.0 |
| | 406-2GT | 203 | 406.0 |
| | 412-2GT | 206 | 412.0 |
| | 420-2GT | 210 | 420.0 |
| | 426-2GT | 213 | 426.0 |
| | 430-2GT | 215 | 430.0 |
| | 436-2GT | 218 | 436.0 |
| | 440-2GT | 220 | 440.0 |
| | 444-2GT | 222 | 444.0 |
| | 446-2GT | 223 | 446.0 |
| | 448-2GT | 224 | 448.0 |
| | 460-2GT | 230 | 460.0 |
| | 470-2GT | 235 | 470.0 |
| | 478-2GT | 239 | 478.0 |
| | 484-2GT | 242 | 484.0 |
| | 488-2GT | 244 | 488.0 |
| | 492-2GT | 246 | 492.0 |
| | 494-2GT | 247 | 494.0 |
| | 500-2GT | 250 | 500.0 |
| | 502-2GT | 251 | 502.0 |
| | 504-2GT | 252 | 504.0 |
| | 506-2GT | 253 | 506.0 |
| | 516-2GT | 258 | 516.0 |
| | 524-2GT | 262 | 524.0 |
| | 530-2GT | 265 | 530.0 |
| | 544-2GT | 272 | 544.0 |
| | 550-2GT | 275 | 550.0 |
| | 558-2GT | 279 | 558.0 |
| | 570-2GT | 285 | 570.0 |
| | 572-2GT | 286 | 572.0 |
| 578-2GT | 289 | 578.0 | |
| 586-2GT | 293 | 586.0 | |
| 598-2GT | 299 | 598.0 | |
| 600-2GT | 300 | 600.0 | |
| 606-2GT | 303 | 606.0 | |
| 616-2GT | 308 | 616.0 | |
| 630-2GT | 315 | 630.0 | |
| 634-2GT | 317 | 634.0 | |
| 660-2GT | 330 | 660.0 | |
| 670-2GT | 335 | 670.0 | |
| 676-2GT | 338 | 676.0 | |
| 690-2GT | 345 | 690.0 | |
| 696-2GT | 348 | 696.0 | |
| 702-2GT | 351 | 702.0 | |

| 型 式 | | | 齒 數 | 皮帶周長 (mm) |
|-------------|----------|-------------|--------|--------------|
| Type | 皮帶No. | 皮帶寬度No. | | |
| HTM (橡膠) | 726-2GT | 40 (4mm) | 363 | 726.0 |
| | 742-2GT | | 371 | 742.0 |
| | 752-2GT | | 376 | 752.0 |
| | 760-2GT | | 380 | 760.0 |
| | 772-2GT | | 386 | 772.0 |
| | 782-2GT | | 391 | 782.0 |
| | 800-2GT | | 400 | 800.0 |
| | 810-2GT | | 405 | 810.0 |
| | 852-2GT | | 426 | 852.0 |
| | 860-2GT | | 430 | 860.0 |
| | 892-2GT | | 446 | 892.0 |
| | 900-2GT | | 450 | 900.0 |
| | 930-2GT | 465 | 930.0 | |
| | 950-2GT | 475 | 950.0 | |
| | 976-2GT | 488 | 976.0 | |
| | 994-2GT | 497 | 994.0 | |
| | 1004-2GT | 502 | 1004.0 | |
| | 1028-2GT | 514 | 1028.0 | |
| | 1066-2GT | 60 (6mm) | 533 | 1066.0 |
| | 1068-2GT | | 534 | 1068.0 |
| | 1140-2GT | | 570 | 1140.0 |
| | 1164-2GT | | 582 | 1164.0 |
| | 1180-2GT | | 590 | 1180.0 |
| | 1210-2GT | | 605 | 1210.0 |
| | 1228-2GT | 90 (9mm) | 614 | 1228.0 |
| | 1234-2GT | | 617 | 1234.0 |
| | 1256-2GT | | 628 | 1256.0 |
| | 1310-2GT | | 655 | 1310.0 |
| | 1320-2GT | | 660 | 1320.0 |
| | 1344-2GT | | 672 | 1344.0 |
| | 1360-2GT | | 680 | 1360.0 |
| | 1660-2GT | | 830 | 1660.0 |
| | 1688-2GT | | 844 | 1688.0 |
| | 1700-2GT | | 850 | 1700.0 |
| | 1810-2GT | 905 | 1810.0 | |
| | 1850-2GT | 925 | 1850.0 | |
| 1860-2GT | 930 | 1860.0 | | |
| 1910-2GT | 955 | 1910.0 | | |
| 2218-2GT | 1109 | 2218.0 | | |

訂貨： - - 交期： 天
 HTM - 54-2GT - 40

Wa 注意

· 皮帶顏色僅供參考，詢價、訂購時請告知顏色



| Type | 材質 | |
|------|-------|------|
| HTM | ①背面橡膠 | 合成橡膠 |
| | ②齒紋橡膠 | |
| | ③齒布 | 尼龍帆布 |

| Type | 型式 | | 齒數 | 皮帶周長 (mm) |
|-------------|---------|---------------|-------|-----------|
| | 皮帶No. | 皮帶寬度No. | | |
| HTM (橡膠) | 81-3GT | 60 (6mm) | 27 | 81.0 |
| | 102-3GT | | 34 | 102.0 |
| | 105-3GT | | 35 | 105.0 |
| | 108-3GT | | 36 | 108.0 |
| | 114-3GT | | 38 | 114.0 |
| | 117-3GT | | 39 | 117.0 |
| | 123-3GT | | 41 | 123.0 |
| | 126-3GT | | 42 | 126.0 |
| | 132-3GT | | 44 | 132.0 |
| | 135-3GT | | 45 | 135.0 |
| | 138-3GT | | 46 | 138.0 |
| | 141-3GT | | 47 | 141.0 |
| | 144-3GT | | 48 | 144.0 |
| | 150-3GT | | 50 | 150.0 |
| | 156-3GT | | 52 | 156.0 |
| | 159-3GT | 53 | 159.0 | |
| | 162-3GT | 54 | 162.0 | |
| | 168-3GT | 90 (9mm) | 56 | 168.0 |
| | 174-3GT | | 58 | 174.0 |
| | 177-3GT | | 59 | 177.0 |
| | 180-3GT | | 60 | 180.0 |
| | 186-3GT | | 62 | 186.0 |
| | 192-3GT | | 64 | 192.0 |
| | 195-3GT | | 65 | 195.0 |
| | 201-3GT | | 67 | 201.0 |
| | 207-3GT | | 69 | 207.0 |
| | 210-3GT | 70 | 210.0 | |
| | 213-3GT | 150 (15mm) | 71 | 213.0 |
| | 216-3GT | | 72 | 216.0 |
| | 225-3GT | | 75 | 225.0 |
| | 228-3GT | | 76 | 228.0 |
| | 231-3GT | | 77 | 231.0 |
| | 234-3GT | | 78 | 234.0 |
| 243-3GT | 81 | | 243.0 | |
| 246-3GT | 82 | | 246.0 | |
| 252-3GT | 84 | | 252.0 | |
| 255-3GT | 85 | | 255.0 | |
| 258-3GT | 86 | | 258.0 | |
| 264-3GT | 88 | | 264.0 | |
| 270-3GT | 90 | | 270.0 | |
| 276-3GT | 92 | | 276.0 | |
| 282-3GT | 94 | | 282.0 | |
| 285-3GT | 95 | 285.0 | | |
| 288-3GT | 96 | 288.0 | | |
| 291-3GT | 97 | 291.0 | | |
| 300-3GT | 100 | 300.0 | | |
| 303-3GT | 101 | 303.0 | | |
| 309-3GT | 103 | 309.0 | | |
| 315-3GT | 105 | 315.0 | | |

| Type | 型式 | | 齒數 | 皮帶周長 (mm) |
|-------------|---------|---------------|-------|-----------|
| | 皮帶No. | 皮帶寬度No. | | |
| HTM (橡膠) | 324-3GT | 60 (6mm) | 108 | 324.0 |
| | 327-3GT | | 109 | 327.0 |
| | 330-3GT | | 110 | 330.0 |
| | 333-3GT | | 111 | 333.0 |
| | 336-3GT | | 112 | 336.0 |
| | 339-3GT | | 113 | 339.0 |
| | 345-3GT | | 115 | 345.0 |
| | 351-3GT | | 117 | 351.0 |
| | 363-3GT | | 121 | 363.0 |
| | 369-3GT | | 123 | 369.0 |
| | 375-3GT | | 125 | 375.0 |
| | 384-3GT | | 128 | 384.0 |
| | 393-3GT | | 131 | 393.0 |
| | 396-3GT | | 132 | 396.0 |
| | 399-3GT | | 133 | 399.0 |
| | 402-3GT | 134 | 402.0 | |
| | 408-3GT | 136 | 408.0 | |
| | 414-3GT | 90 (9mm) | 138 | 414.0 |
| | 417-3GT | | 139 | 417.0 |
| | 420-3GT | | 140 | 420.0 |
| | 432-3GT | | 144 | 432.0 |
| | 444-3GT | | 148 | 444.0 |
| | 453-3GT | | 151 | 453.0 |
| | 456-3GT | | 152 | 456.0 |
| | 471-3GT | | 157 | 471.0 |
| | 480-3GT | | 160 | 480.0 |
| | 486-3GT | 162 | 486.0 | |
| | 501-3GT | 150 (15mm) | 167 | 501.0 |
| | 504-3GT | | 168 | 504.0 |
| | 510-3GT | | 170 | 510.0 |
| | 522-3GT | | 174 | 522.0 |
| | 525-3GT | | 175 | 525.0 |
| | 537-3GT | | 179 | 537.0 |
| | 540-3GT | | 180 | 540.0 |
| | 558-3GT | | 186 | 558.0 |
| | 561-3GT | | 187 | 561.0 |
| | 564-3GT | | 188 | 564.0 |
| | 570-3GT | | 190 | 570.0 |
| | 579-3GT | | 193 | 579.0 |
| | 597-3GT | | 199 | 597.0 |
| | 600-3GT | | 200 | 600.0 |
| | 609-3GT | | 203 | 609.0 |
| 618-3GT | 206 | 618.0 | | |
| 624-3GT | 208 | 624.0 | | |
| 633-3GT | 211 | 633.0 | | |
| 639-3GT | 213 | 639.0 | | |
| 642-3GT | 214 | 642.0 | | |
| 651-3GT | 217 | 651.0 | | |
| 666-3GT | 222 | 666.0 | | |

| 型 式 | | | 齒 數 | 皮帶周長 (mm) |
|-------------|----------|-------------|-----|--------------|
| Type | 皮帶No. | 皮帶寬度No. | | |
| HTM (橡膠) | 672-3GT | 60 (6mm) | 224 | 672.0 |
| | 675-3GT | | 225 | 675.0 |
| | 681-3GT | | 227 | 681.0 |
| | 687-3GT | | 229 | 687.0 |
| | 693-3GT | | 231 | 693.0 |
| | 699-3GT | | 233 | 699.0 |
| | 702-3GT | | 234 | 702.0 |
| | 705-3GT | | 235 | 705.0 |
| | 708-3GT | | 236 | 708.0 |
| | 720-3GT | | 240 | 720.0 |
| | 741-3GT | | 247 | 741.0 |
| | 744-3GT | | 248 | 744.0 |
| | 750-3GT | | 250 | 750.0 |
| | 756-3GT | | 252 | 756.0 |
| | 765-3GT | | 255 | 765.0 |
| | 774-3GT | | 258 | 774.0 |
| | 783-3GT | | 261 | 783.0 |
| | 789-3GT | | 263 | 789.0 |
| | 810-3GT | | 270 | 810.0 |
| | 822-3GT | | 274 | 822.0 |
| | 840-3GT | | 280 | 840.0 |
| | 852-3GT | | 284 | 852.0 |
| | 858-3GT | | 286 | 858.0 |
| | 882-3GT | | 294 | 882.0 |
| | 924-3GT | | 308 | 924.0 |
| | 936-3GT | | 312 | 936.0 |
| | 963-3GT | | 321 | 963.0 |
| | 972-3GT | | 324 | 972.0 |
| | 993-3GT | | 331 | 993.0 |
| | 996-3GT | | 332 | 996.0 |
| | 1014-3GT | | 338 | 1014.0 |
| | 1050-3GT | | 350 | 1050.0 |
| | 1086-3GT | | 362 | 1086.0 |
| | 1113-3GT | | 371 | 1113.0 |
| | 1137-3GT | | 379 | 1137.0 |
| | 1170-3GT | | 390 | 1170.0 |
| | 1188-3GT | | 396 | 1188.0 |
| | 1260-3GT | | 420 | 1260.0 |
| | 1290-3GT | | 430 | 1290.0 |
| | 1305-3GT | | 435 | 1305.0 |
| 1335-3GT | 445 | 1335.0 | | |
| 1374-3GT | 458 | 1374.0 | | |
| 1422-3GT | 474 | 1422.0 | | |
| 1446-3GT | 482 | 1446.0 | | |
| 1545-3GT | 515 | 1545.0 | | |
| 1569-3GT | 523 | 1569.0 | | |
| 1650-3GT | 550 | 1650.0 | | |
| 1680-3GT | 560 | 1680.0 | | |
| 1722-3GT | 574 | 1722.0 | | |
| 1851-3GT | 617 | 1851.0 | | |
| 1860-3GT | 620 | 1860.0 | | |
| 1947-3GT | 649 | 1947.0 | | |
| 2025-3GT | 675 | 2025.0 | | |
| 2100-3GT | 700 | 2100.0 | | |
| 2340-3GT | 780 | 2340.0 | | |
| 2490-3GT | 830 | 2490.0 | | |
| 2790-3GT | 930 | 2790.0 | | |

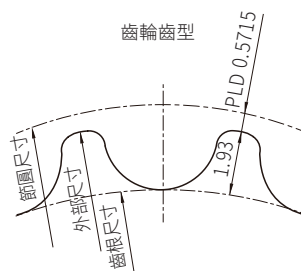
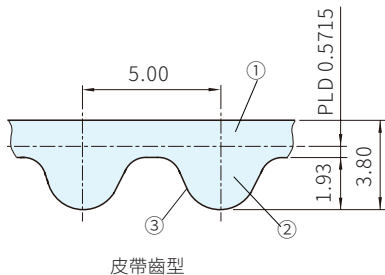
訂貨： - - 交期： 天

HTM - 105-3GT - 90

Wa 注意

· 皮帶顏色僅供參考，詢價、訂購時請告知顏色

RoHS



| Type | 材質 | |
|------|-------|-------|
| HTM | ①背面橡膠 | 高彈力橡膠 |
| | ②齒紋橡膠 | 橡膠 |
| | ③齒布 | 尼龍帆布 |

| 型式 | | 齒數 | 皮帶周長 (mm) | | |
|----------------|---------------|-------------|---------------|---------------|-----------|
| Type | 皮帶No. 皮帶寬度No. | | | | |
| HTM (高彈力橡膠) | 185EV-5GT | 90 (9mm) | 37 185.0 | | |
| | 225EV-5GT | | 45 225.0 | | |
| | 230EV-5GT | | 46 230.0 | | |
| | 240EV-5GT | | 48 240.0 | | |
| | 245EV-5GT | | 49 245.0 | | |
| | 250EV-5GT | | 50 250.0 | | |
| | 255EV-5GT | | 51 255.0 | | |
| | 260EV-5GT | | 52 260.0 | | |
| | 270EV-5GT | | 54 270.0 | | |
| | 275EV-5GT | | 55 275.0 | | |
| | 295EV-5GT | | 59 295.0 | | |
| | 300EV-5GT | | 60 300.0 | | |
| | 315EV-5GT | | 63 315.0 | | |
| | 320EV-5GT | | 64 320.0 | | |
| | 340EV-5GT | | 68 340.0 | | |
| | 350EV-5GT | | 70 350.0 | | |
| | 360EV-5GT | | 72 360.0 | | |
| | 370EV-5GT | | 74 370.0 | | |
| | 375EV-5GT | | 75 375.0 | | |
| | 385EV-5GT | | 77 385.0 | | |
| | 390EV-5GT | | 78 390.0 | | |
| | 400EV-5GT | | 80 400.0 | | |
| | 405EV-5GT | | 81 405.0 | | |
| | 410EV-5GT | | 82 410.0 | | |
| | 415EV-5GT | | 83 415.0 | | |
| | 420EV-5GT | | 84 420.0 | | |
| | 430EV-5GT | | 86 430.0 | | |
| | 440EV-5GT | | 88 440.0 | | |
| | 450EV-5GT | | 90 450.0 | | |
| | 460EV-5GT | | 120 (12mm) | 92 460.0 | |
| | 465EV-5GT | | | 93 465.0 | |
| | 470EV-5GT | | | 94 470.0 | |
| | 475EV-5GT | | | 95 475.0 | |
| | 490EV-5GT | | | 98 490.0 | |
| | 500EV-5GT | | | 100 500.0 | |
| | 505EV-5GT | | | 101 505.0 | |
| | 510EV-5GT | | | 150 (15mm) | 102 510.0 |
| | 520EV-5GT | | | | 104 520.0 |
| | 525EV-5GT | | | | 105 525.0 |
| | 530EV-5GT | | 106 530.0 | | |
| | 540EV-5GT | | 108 540.0 | | |
| | 545EV-5GT | | 109 545.0 | | |
| 550EV-5GT | 110 550.0 | | | | |
| 560EV-5GT | 112 560.0 | | | | |
| 565EV-5GT | 113 565.0 | | | | |
| 570EV-5GT | 114 570.0 | | | | |
| 575EV-5GT | 115 575.0 | | | | |
| 580EV-5GT | 116 580.0 | | | | |
| 600EV-5GT | 120 600.0 | | | | |
| 615EV-5GT | 123 615.0 | | | | |
| 625EV-5GT | 125 625.0 | | | | |
| 635EV-5GT | 127 635.0 | | | | |
| 645EV-5GT | 129 645.0 | | | | |
| 670EV-5GT | 134 670.0 | | | | |
| 675EV-5GT | 135 675.0 | | | | |
| 695EV-5GT | 139 695.0 | | | | |
| 710EV-5GT | 142 710.0 | | | | |
| 720EV-5GT | 144 720.0 | | | | |
| 730EV-5GT | 146 730.0 | | | | |
| 740EV-5GT | 148 740.0 | | | | |

| 型式 | | 齒數 | 皮帶周長 (mm) | | |
|----------------|---------------|-------------|---------------|---------------|------------|
| Type | 皮帶No. 皮帶寬度No. | | | | |
| HTM (高彈力橡膠) | 750EV-5GT | 90 (9mm) | 150 750.0 | | |
| | 770EV-5GT | | 154 770.0 | | |
| | 775EV-5GT | | 155 775.0 | | |
| | 800EV-5GT | | 160 800.0 | | |
| | 810EV-5GT | | 162 810.0 | | |
| | 815EV-5GT | | 163 815.0 | | |
| | 825EV-5GT | | 165 825.0 | | |
| | 830EV-5GT | | 166 830.0 | | |
| | 845EV-5GT | | 169 845.0 | | |
| | 860EV-5GT | | 172 860.0 | | |
| | 870EV-5GT | | 174 870.0 | | |
| | 880EV-5GT | | 176 880.0 | | |
| | 895EV-5GT | | 179 895.0 | | |
| | 900EV-5GT | | 180 900.0 | | |
| | 920EV-5GT | | 184 920.0 | | |
| | 935EV-5GT | | 187 935.0 | | |
| | 960EV-5GT | | 192 960.0 | | |
| | 970EV-5GT | | 194 970.0 | | |
| | 1000EV-5GT | | 200 1000.0 | | |
| | 1025EV-5GT | | 205 1025.0 | | |
| | 1050EV-5GT | | 210 1050.0 | | |
| | 1080EV-5GT | | 216 1080.0 | | |
| | 1090EV-5GT | | 218 1090.0 | | |
| | 1145EV-5GT | | 229 1145.0 | | |
| | 1165EV-5GT | | 233 1165.0 | | |
| | 1180EV-5GT | | 236 1180.0 | | |
| | 1190EV-5GT | | 120 (12mm) | 238 1190.0 | |
| | 1210EV-5GT | | | 242 1210.0 | |
| | 1225EV-5GT | | | 245 1225.0 | |
| | 1250EV-5GT | | | 250 1250.0 | |
| | 1270EV-5GT | | | 254 1270.0 | |
| | 1290EV-5GT | | | 258 1290.0 | |
| | 1315EV-5GT | | | 150 (15mm) | 263 1315.0 |
| | 1330EV-5GT | | | | 266 1330.0 |
| | 1390EV-5GT | | | | 278 1390.0 |
| | 1400EV-5GT | | | | 280 1400.0 |
| | 1475EV-5GT | | 295 1475.0 | | |
| | 1530EV-5GT | | 306 1530.0 | | |
| | 1535EV-5GT | | 307 1535.0 | | |
| | 1550EV-5GT | | 310 1550.0 | | |
| | 1615EV-5GT | | 323 1615.0 | | |
| | 1630EV-5GT | | 326 1630.0 | | |
| 1675EV-5GT | 335 1675.0 | | | | |
| 1690EV-5GT | 338 1690.0 | | | | |
| 1715EV-5GT | 343 1715.0 | | | | |
| 1875EV-5GT | 375 1875.0 | | | | |
| 1960EV-5GT | 392 1960.0 | | | | |
| 2115EV-5GT | 423 2115.0 | | | | |
| 2200EV-5GT | 440 2200.0 | | | | |
| 2350EV-5GT | 470 2350.0 | | | | |
| 2495EV-5GT | 499 2495.0 | | | | |
| 2645EV-5GT | 529 2645.0 | | | | |
| 2910EV-5GT | 582 2910.0 | | | | |
| 3640EV-5GT | 728 3640.0 | | | | |

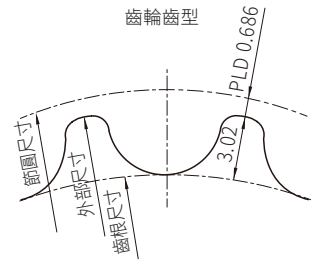
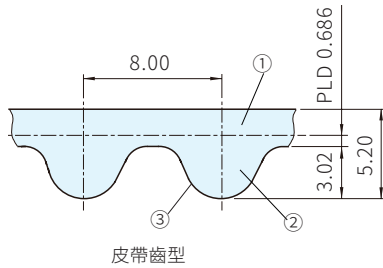
訂貨: [Type] - [皮帶No.] - [皮帶寬度No.] 交期: 3 天

HTM - 230EV-5GT - 120

Wa. 注意

· 皮帶顏色僅供參考, 詢價、訂購時請告知顏色

RoHS



| Type | 材質 | |
|------|-------|-------|
| HTM | ①背面橡膠 | 高彈力橡膠 |
| | ②齒紋橡膠 | 橡膠 |
| | ③齒布 | 尼龍帆布 |

| 型式 | | 齒數 | 皮帶周長 (mm) |
|-------------|---------------|------------|-----------|
| Type | 皮帶No. 皮帶寬度No. | | |
| HTM (高彈力橡膠) | 312EV-8YU | 150 (15mm) | 39 312 |
| | 328EV-8YU | | 41 328 |
| | 344EV-8YU | | 43 344 |
| | 416EV-8YU | | 52 416 |
| | 432EV-8YU | | 54 432 |
| | 440EV-8YU | | 55 440 |
| | 464EV-8YU | | 58 464 |
| | 472EV-8YU | | 59 472 |
| | 480EV-8YU | | 60 480 |
| | 488EV-8YU | | 61 488 |
| | 504EV-8YU | | 63 504 |
| | 512EV-8YU | | 64 512 |
| | 520EV-8YU | | 65 520 |
| | 536EV-8YU | | 67 536 |
| | 544EV-8YU | | 68 544 |
| 552EV-8YU | 69 552 | | |
| 560EV-8YU | 70 560 | | |
| 576EV-8YU | 72 576 | | |
| 600EV-8YU | 75 600 | | |
| 608EV-8YU | 76 608 | | |
| 616EV-8YU | 77 616 | | |
| 624EV-8YU | 78 624 | | |
| 632EV-8YU | 79 632 | | |
| 640EV-8YU | 80 640 | | |
| 656EV-8YU | 82 656 | | |
| 664EV-8YU | 83 664 | | |
| 680EV-8YU | 85 680 | | |
| 704EV-8YU | 88 704 | | |
| 720EV-8YU | 90 720 | | |
| 728EV-8YU | 91 728 | | |
| 744EV-8YU | 93 744 | | |
| 752EV-8YU | 94 752 | | |
| 760EV-8YU | 95 760 | | |
| 768EV-8YU | 96 768 | | |
| 776EV-8YU | 97 776 | | |
| 784EV-8YU | 98 784 | | |
| 792EV-8YU | 99 792 | | |
| 800EV-8YU | 100 800 | | |
| 808EV-8YU | 101 808 | | |
| 816EV-8YU | 102 816 | | |
| 824EV-8YU | 103 824 | | |
| 832EV-8YU | 104 832 | | |
| 840EV-8YU | 105 840 | | |
| 848EV-8YU | 106 848 | | |
| 856EV-8YU | 107 856 | | |
| 864EV-8YU | 108 864 | | |
| 872EV-8YU | 109 872 | | |
| 880EV-8YU | 110 880 | | |
| 888EV-8YU | 111 888 | | |
| 896EV-8YU | 112 896 | | |
| 904EV-8YU | 113 904 | | |
| 912EV-8YU | 114 912 | | |
| 920EV-8YU | 115 920 | | |
| 928EV-8YU | 116 928 | | |
| 936EV-8YU | 117 936 | | |
| 944EV-8YU | 118 944 | | |
| 952EV-8YU | 119 952 | | |
| 960EV-8YU | 120 960 | | |
| 968EV-8YU | 121 968 | | |
| 976EV-8YU | 122 976 | | |

| 型式 | | 齒數 | 皮帶周長 (mm) |
|-------------|---------------|------------|-----------|
| Type | 皮帶No. 皮帶寬度No. | | |
| HTM (高彈力橡膠) | 984EV-8YU | 150 (15mm) | 123 984 |
| | 992EV-8YU | | 124 992 |
| | 1000EV-8YU | | 125 1000 |
| | 1008EV-8YU | | 126 1008 |
| | 1016EV-8YU | | 127 1016 |
| | 1032EV-8YU | | 129 1032 |
| | 1040EV-8YU | | 130 1040 |
| | 1056EV-8YU | | 132 1056 |
| | 1064EV-8YU | | 133 1064 |
| | 1072EV-8YU | | 134 1072 |
| | 1080EV-8YU | | 135 1080 |
| | 1088EV-8YU | | 136 1088 |
| | 1096EV-8YU | | 137 1096 |
| | 1112EV-8YU | | 139 1112 |
| | 1120EV-8YU | | 140 1120 |
| 1128EV-8YU | 141 1128 | | |
| 1136EV-8YU | 142 1136 | | |
| 1144EV-8YU | 143 1144 | | |
| 1152EV-8YU | 144 1152 | | |
| 1160EV-8YU | 145 1160 | | |
| 1168EV-8YU | 146 1168 | | |
| 1176EV-8YU | 147 1176 | | |
| 1184EV-8YU | 148 1184 | | |
| 1192EV-8YU | 149 1192 | | |
| 1200EV-8YU | 150 1200 | | |
| 1208EV-8YU | 151 1208 | | |
| 1216EV-8YU | 152 1216 | | |
| 1224EV-8YU | 153 1224 | | |
| 1232EV-8YU | 154 1232 | | |
| 1240EV-8YU | 155 1240 | | |
| 1248EV-8YU | 156 1248 | | |
| 1256EV-8YU | 157 1256 | | |
| 1264EV-8YU | 158 1264 | | |
| 1272EV-8YU | 159 1272 | | |
| 1280EV-8YU | 160 1280 | | |
| 1288EV-8YU | 161 1288 | | |
| 1296EV-8YU | 162 1296 | | |
| 1304EV-8YU | 163 1304 | | |
| 1312EV-8YU | 164 1312 | | |
| 1320EV-8YU | 165 1320 | | |
| 1328EV-8YU | 166 1328 | | |
| 1336EV-8YU | 167 1336 | | |
| 1344EV-8YU | 168 1344 | | |
| 1352EV-8YU | 169 1352 | | |
| 1360EV-8YU | 170 1360 | | |
| 1376EV-8YU | 172 1376 | | |
| 1384EV-8YU | 173 1384 | | |
| 1392EV-8YU | 174 1392 | | |
| 1400EV-8YU | 175 1400 | | |
| 1408EV-8YU | 176 1408 | | |
| 1416EV-8YU | 177 1416 | | |
| 1424EV-8YU | 178 1424 | | |
| 1432EV-8YU | 179 1432 | | |
| 1440EV-8YU | 180 1440 | | |
| 1448EV-8YU | 181 1448 | | |
| 1456EV-8YU | 182 1456 | | |
| 1464EV-8YU | 183 1464 | | |
| 1480EV-8YU | 185 1480 | | |
| 1496EV-8YU | 187 1496 | | |
| 1520EV-8YU | 190 1520 | | |

時規皮帶輪

| Type | 型 式 | | 齒 數 | 皮帶周長 (mm) |
|--------------------|------------|---------------|-----|--------------|
| | 皮帶No. | 皮帶寬度No. | | |
| HTM (高彈力 橡膠) | 1544EV-8YU | 150 (15mm) | 193 | 1544 |
| | 1568EV-8YU | | 196 | 1568 |
| | 1576EV-8YU | | 197 | 1576 |
| | 1600EV-8YU | | 200 | 1600 |
| | 1608EV-8YU | | 201 | 1608 |
| | 1616EV-8YU | | 202 | 1616 |
| | 1640EV-8YU | | 205 | 1640 |
| | 1656EV-8YU | | 207 | 1656 |
| | 1680EV-8YU | | 210 | 1680 |
| | 1688EV-8YU | | 211 | 1688 |
| | 1696EV-8YU | | 212 | 1696 |
| | 1720EV-8YU | | 215 | 1720 |
| | 1728EV-8YU | | 216 | 1728 |
| | 1736EV-8YU | | 217 | 1736 |
| | 1752EV-8YU | | 219 | 1752 |
| | 1760EV-8YU | | 220 | 1760 |
| | 1768EV-8YU | | 221 | 1768 |
| | 1776EV-8YU | | 222 | 1776 |
| | 1784EV-8YU | | 223 | 1784 |
| | 1808EV-8YU | | 226 | 1808 |
| | 1816EV-8YU | | 227 | 1816 |
| | 1824EV-8YU | | 228 | 1824 |
| | 1856EV-8YU | | 232 | 1856 |
| | 1864EV-8YU | | 233 | 1864 |
| | 1872EV-8YU | | 234 | 1872 |
| | 1888EV-8YU | | 236 | 1888 |
| | 1896EV-8YU | | 237 | 1896 |
| | 1912EV-8YU | | 239 | 1912 |
| | 1928EV-8YU | | 241 | 1928 |
| | 1944EV-8YU | | 243 | 1944 |
| | 1952EV-8YU | | 244 | 1952 |
| | 1976EV-8YU | | 247 | 1976 |
| | 2000EV-8YU | | 250 | 2000 |
| | 2056EV-8YU | | 257 | 2056 |
| | 2072EV-8YU | | 259 | 2072 |
| | 2120EV-8YU | | 265 | 2120 |
| | 2136EV-8YU | | 267 | 2136 |
| | 2160EV-8YU | | 270 | 2160 |
| | 2240EV-8YU | | 280 | 2240 |
| | 2248EV-8YU | | 281 | 2248 |
| 2264EV-8YU | 283 | 2264 | | |
| 2280EV-8YU | 285 | 2280 | | |
| 2296EV-8YU | 287 | 2296 | | |
| 2400EV-8YU | 300 | 2400 | | |
| 2456EV-8YU | 307 | 2456 | | |
| 2600EV-8YU | 325 | 2600 | | |
| 2800EV-8YU | 350 | 2800 | | |
| 3200EV-8YU | 400 | 3200 | | |
| 3440EV-8YU | 430 | 3440 | | |
| 4400EV-8YU | 550 | 4400 | | |

訂貨： - - 交期： 天
HTM - 312EV-8YU - 150

Wa 注意

· 皮帶顏色僅供參考，詢價、訂購時請告知顏色